

DOCULIVERY

Quick-Start Guide

This guide provides you with the basic quick-start information needed to log in and access your electronic documents in no time at all. The instructions below highlight the steps for logging into the Doculivery system with a unique User ID and Password to access your online pay stubs and setup notification options with just a few quick clicks!

Getting Started

1. Point your internet browser to the following url:

www.doculivery.com/bismarck

2. Enter your User ID. **1**

Your USER ID is:

The last five digits of your Employee ID plus the first letter of your first name and the first letter of your last name.

3. Enter your initial Password **2**. You will be required to change your password upon initial log in.

Your initial PASSWORD is:

*For new employees: Bismarck
For current employees: your EZStub password*

4. Click the Log In button. **3**
5. Once you have logged in and changed your password, please make a note of your new password for future reference.
6. Once logged in, you will see the main screen which is organized by tabs. Click on the Pay Stubs tab **4** to see a list of all pay dates for which you have a pay stub. To see the entire pay stub for a particular date click on the view icon in the Click To View column on the left side of the screen. **5**

Setting Up Notification Options

1. Click on the Pay Stubs tab **4**. On the right side of the screen, select the appropriate bar **6** to setup email or text message notifications.

PLEASE LOG-IN TO THE DOCULIVERY SYSTEM.

User ID help information will appear here when you visit the url noted in step one.







User ID: **1**

Password help information will appear here when you visit the url noted in step one.

Password: **2**

3 Log In

4 Pay Stubs Messages Manage Your Account

CLICK TO VIEW	PAY DATE	PAY BEGIN DATE	PAY END DATE
	07/24/2006	07/10/2006	07/21/2006
	07/10/2006	06/26/2006	07/03/2006
5 	06/26/2006	06/12/2006	06/23/2006
	06/12/2006	05/29/2006	06/09/2006
	05/29/2006	05/15/2006	05/26/2006
	05/01/2006	04/17/2006	04/28/2006

CURRENT NOTIFICATION OPTIONS

Notify me when my paystub is delivered by sending a text message to the phone number: (260) 437-5979 (VERIZON WIRELESS) [Remove](#)

Notify me when my paystub is delivered by sending an email to the email address: test@test.com [Remove](#)

6 Add Another Email Notification

Add Another Text Message Notification