

# SOLHEIM ELEMENTARY SCHOOL

## BALANCED SCORECARD

2010-2011

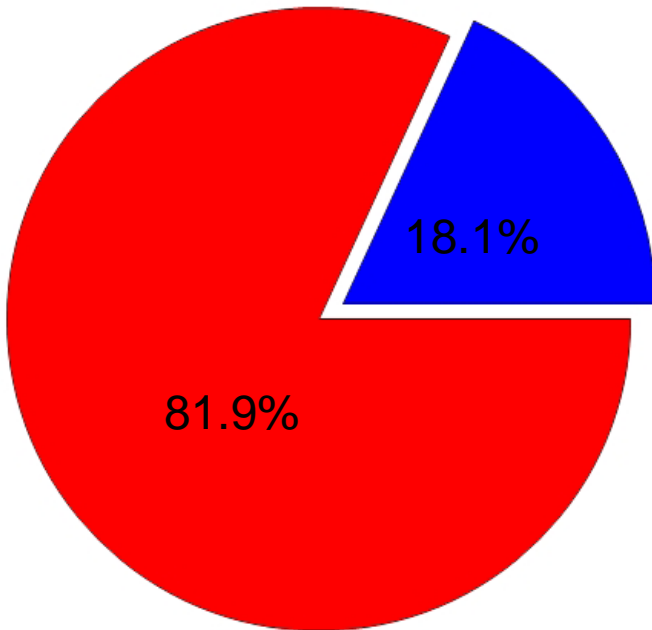


# SOLHEIM ELEMENTARY SCHOOL

## DEMOGRAPHIC INFORMATION

**Demographic Breakdown**

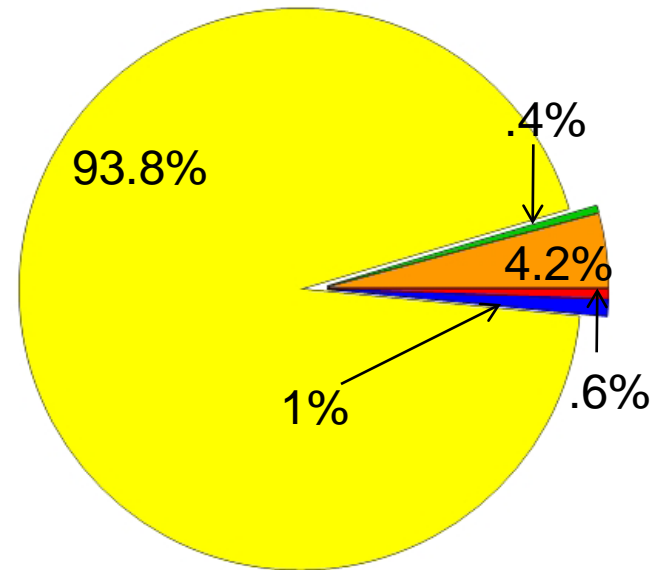
No	425	81.9%
Yes	94	18.1%
Total	519	100.0%



Free and Reduced Lunch

**Demographic Breakdown**

Asian	3	0.6%
African-American	5	1.0%
Caucasian	487	93.8%
Hispanic	2	0.4%
American Indian	22	4.2%
Total	519	100.0%



Ethnicity



# SOLHEIM ELEMENTARY SCHOOL

## NDSA - READING

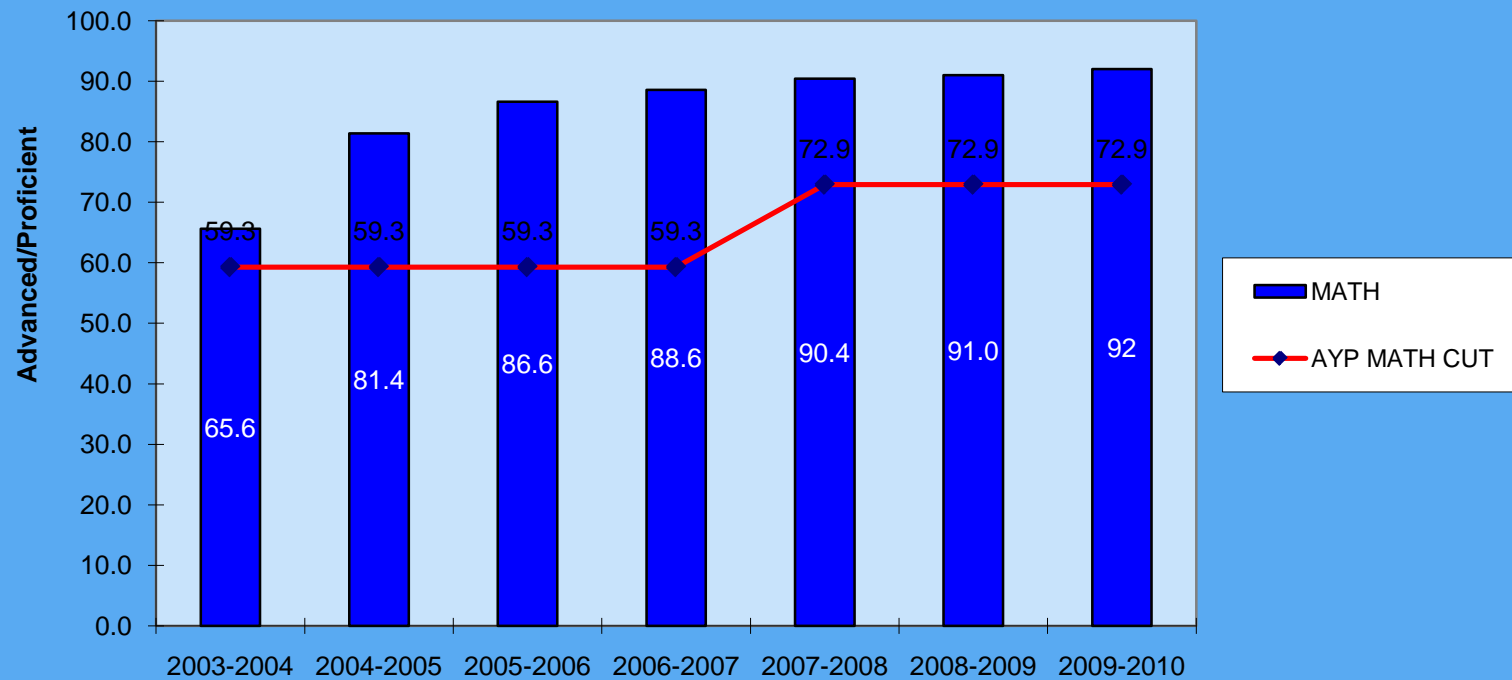
PERCENT OF SOLHEIM STUDENTS MAKING ADEQUATE PROGRESS  
IN READING ON THE NDSA w/Cut Scores



# SOLHEIM ELEMENTARY SCHOOL

## NDSA - MATHEMATICS

PERCENT OF SOLHEIM STUDENTS MAKING ADEQUATE PROGRESS  
IN MATH ON THE NDSA w/Cut Scores



# SOLHEIM ELEMENTARY SCHOOL

## MEASURES OF ACADEMIC PROGRESS (MAP)

### Student Growth Summary - Fall 2009 to Spring 2010

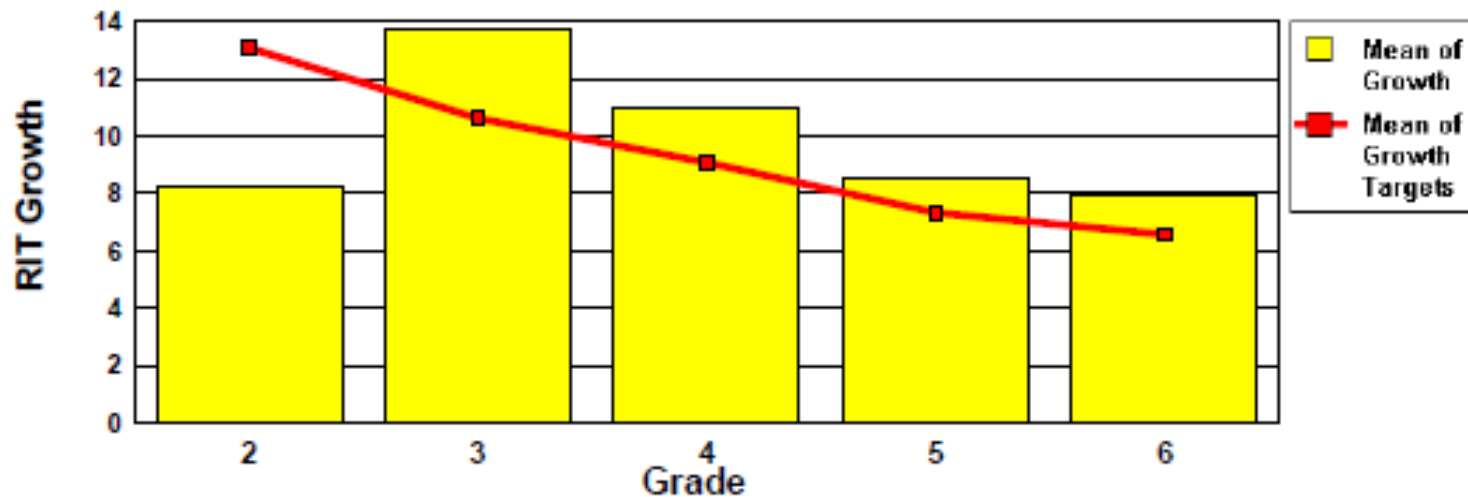
District: Bismarck School District

School: Solheim Elementary

\*( Small Group Summary Display Is OFF)

Mathematics	Count	Fall 2009		Spring 2010		Growth			Mean Growth Target **	Growth Index	Percent of Target	Count Meeting Growth Target	Percent Meeting Growth Target
		Mean RIT	Std Dev	Mean RIT	Std Dev	Mean	Std Dev	Std Error					
Grade 2	66	182.5	12.7	190.7	12.4	8.2	5.9	0.7	13.1	-4.8	63.0	17	25.8
Grade 3	71	192.5	9.8	206.3	8.3	13.8	7.4	0.9	10.6	3.2	129.7	48	67.6
Grade 4	64	202.9	10.7	213.9	9.2	11.0	5.8	0.7	9.1	1.9	121.0	41	64.1
Grade 5	82	217.6	10.6	226.2	13.1	8.6	7.2	0.8	7.3	1.2	116.6	45	54.9
Grade 6	82	221.2	14.5	229.2	15.0	8.0	7.4	0.8	6.6	1.4	120.8	49	59.8

Mathematics



# SOLHEIM ELEMENTARY SCHOOL

## MEASURES OF ACADEMIC PROGRESS (MAP)

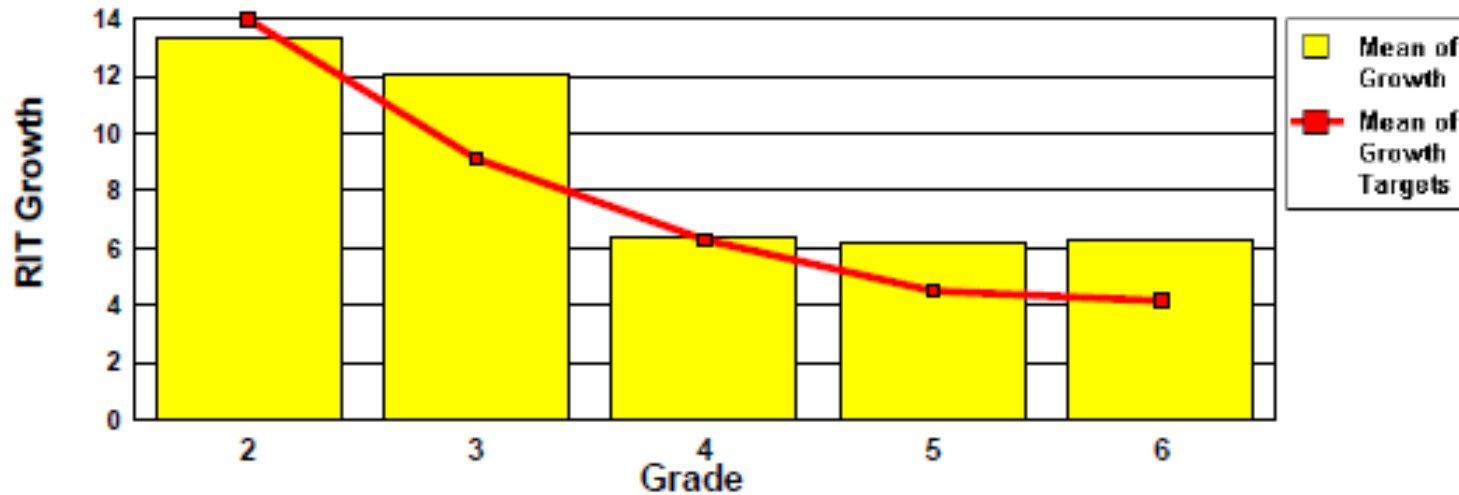
### Student Growth Summary - Fall 2009 to Spring 2010

District: Bismarck School District  
 School: Solheim Elementary

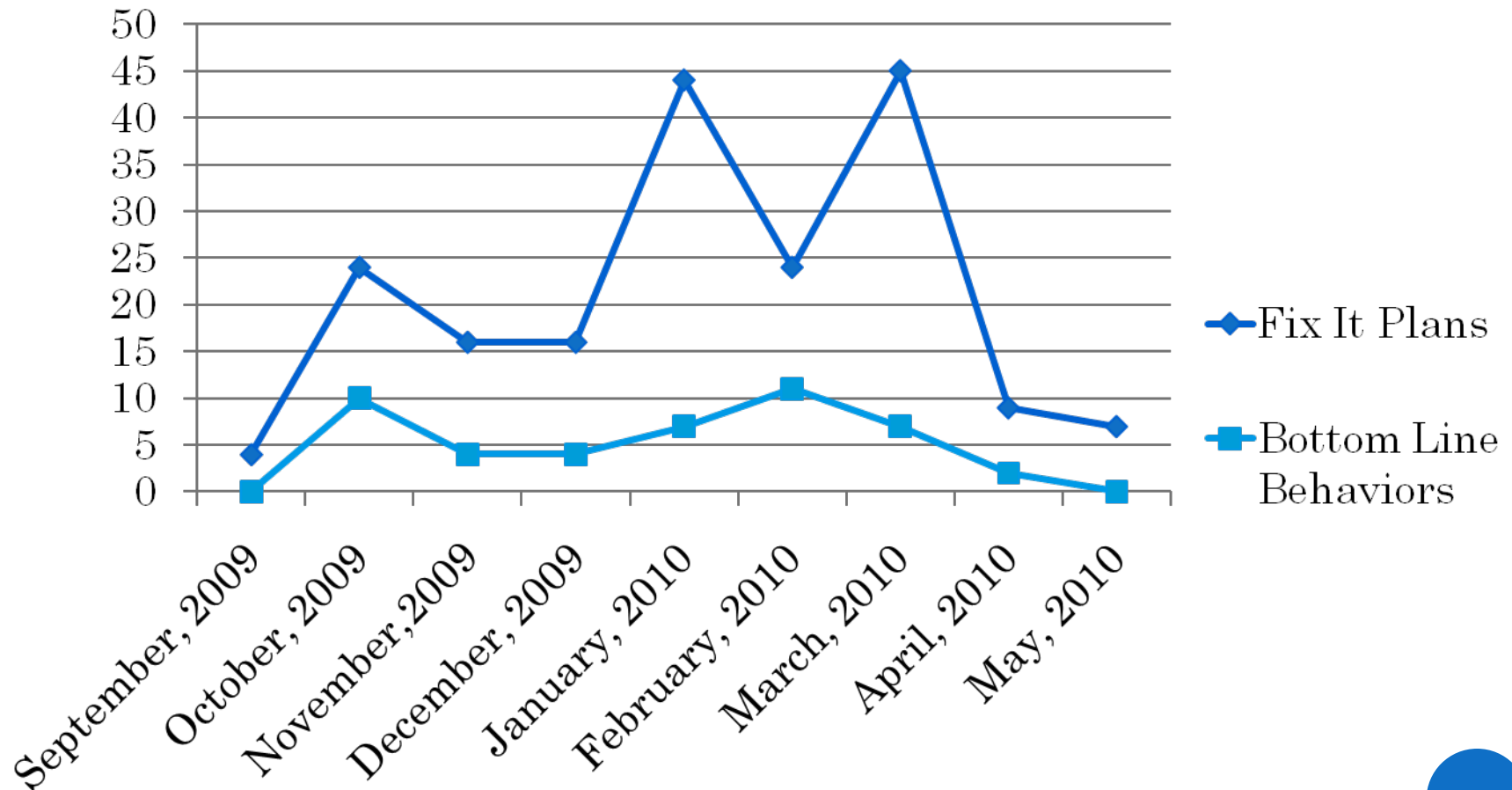
\*( Small Group Summary Display Is OFF)

Reading	Count	Fall 2009		Spring 2010		Growth			Mean Growth Target **	Growth Index	Percent of Target	Count Meeting Growth Target	Percent Meeting Growth Target
		Mean RIT	Std Dev	Mean RIT	Std Dev	Mean	Std Dev	Std Error					
Grade 2	67	176.0	13.3	189.4	15.7	13.4	10.6	1.3	14.0	-0.6	95.5	36	53.7
Grade 3	71	190.5	11.5	202.5	10.0	12.0	8.0	0.9	9.1	2.9	132.0	48	67.6
Grade 4	64	202.9	11.8	209.3	12.0	6.4	8.5	1.1	6.3	0.1	101.7	33	51.6
Grade 5	82	211.5	11.3	217.7	9.7	6.2	7.1	0.8	4.5	1.7	137.1	49	59.8
Grade 6	80	214.5	15.4	220.8	13.5	6.3	7.0	0.8	4.2	2.1	151.2	53	66.3

Reading



# FIX IT PLANS & BOTTOM LINE BEHAVIORS



# SOLHEIM ELEMENTARY SCHOOL

## SUMMARY OF DATA

- Math continues to be a strength
- Due to results of the NDSA reading scores, we will focus on providing training in literacy.
  - Differentiated instruction
  - Bookroom
  - Intervention kits
  - Rigby progress monitoring
  - School-wide progress monitoring



# SOLHEIM ELEMENTARY SCHOOLS

## BALANCED SCORECARD OBJECTIVES

- Examine/recommend/implement proven instructional delivery models
  - Initiative - RTI/Daily Five Book Study
  - Initiative – Divide objectives into subgroups (Literacy, Math and Behavior)
- Develop teacher ability in administration, interpretation and application of assessment for ALL students.
  - Rigby PM Assessment training
- Create an inviting and nurturing school culture and climate
  - Initiative – Promote student involvement in life skills and service projects
- Promote safety and wellness of students and staff.
  - Initiative – Opportunities will be provided for staff and student wellness activities.
  - Initiative – Jogging with Jeske



# SOLHEIM ELEMENTARY SCHOOL

## SUMMARY OF BSC OBJECTIVES

- We felt the RTI book study was a wise choice for our building at this time. We were able to reflect on our classroom practices and come to a better understanding of “how” to implement this process throughout our building.
- We were very interested in the “particular increases” regarding our school wide behaviors. We are planning to assess these increases and make appropriate changes to our Responsible Decision Making plans. (Focus: recess and lunchroom.)



# SOLHEIM ELEMENTARY SCHOOL

## HIGHLIGHTS FOR 2009 - 2010

- Intervention Binders Completed
- Behavior/Attendance recorded on Power School
- Solheim Reading Intervention Forms implemented at all grade levels
  - New forms were well received by teachers because they are easy to use and understandable
- Teacher collaboration on the plans for Solheim Math Intervention Forms
- Book study - RTI From All Sides



# SOLHEIM ELEMENTARY SCHOOL

## NEXT STEPS 2010 - 2011

- Complete first phase of the bookroom.
  - Total of 4 phases for bookroom completion
- Inservice on differentiated instruction and bookroom
  - Solheim Inservice Day
- Common assessment used by all grade levels (Rigby)
  - Assessment Order Complete by July
- Intervention reading packets complete for all grade levels
  - Complete by July
- Inservice provided for use of the intervention room
  - Solheim Inservice Day
- Introduction of the Daily 5
  - Solheim Inservice Day
- Differentiated Instruction introduced at all grade levels  
(Through Rdg Coaches/Rdg Specialist)

