



**WILL-MOORE
ELEMENTARY
SCHOOL**

**BALANCED
SCORECARD**

2010-2011

SUMMIT: JUNE 24, 2010

**Prepared by Ruth Puttre, Jenny Neumann,
Beth Romfo and Joyce Hinman**

WILL-MOORE ELEMENTARY DEMOGRAPHIC INFORMATION

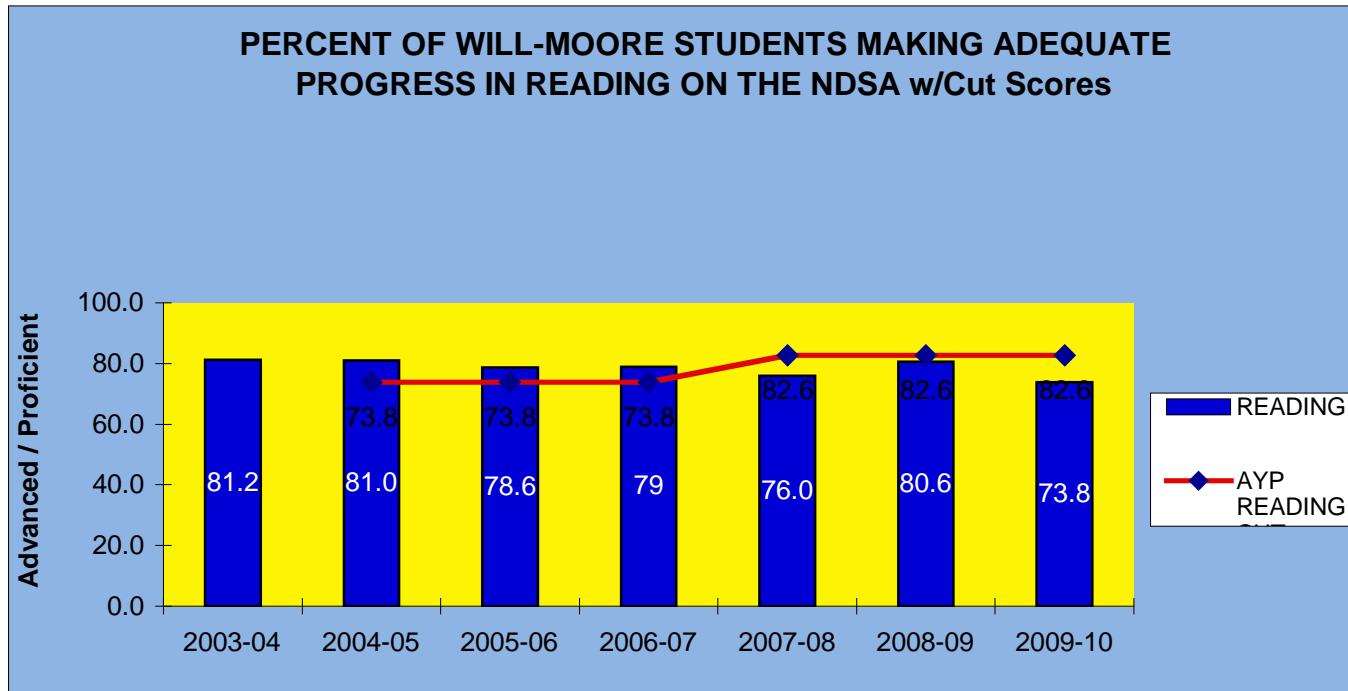
374 Students

- 68 with disabilities
 - 9 ELL
 - 6 SIT (homeless)
- 29 Native American
 - 3 Asian
 - 4 Black
 - 6 Hispanic
- 334 White

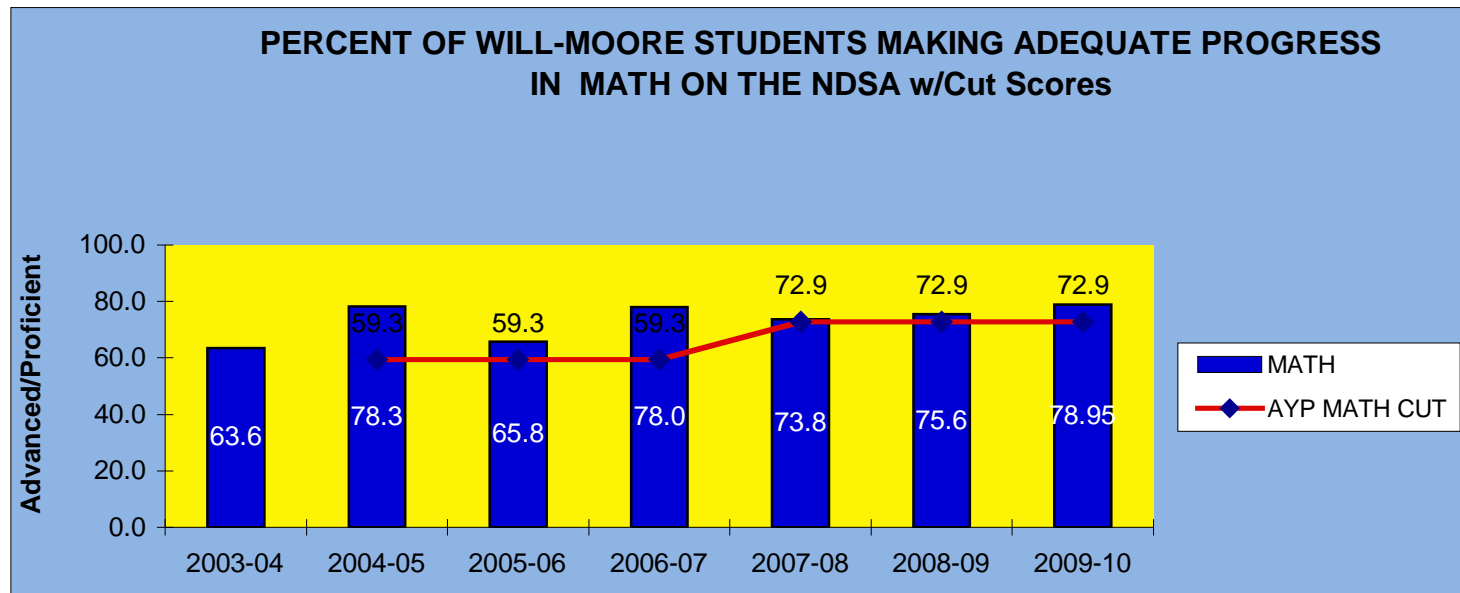
19 Classrooms
(15 four years ago)



WILL-MOORE ELEMENTARY SCHOOL NDSA - READING



WILL-MOORE ELEMENTARY SCHOOL NDSA - MATHEMATICS



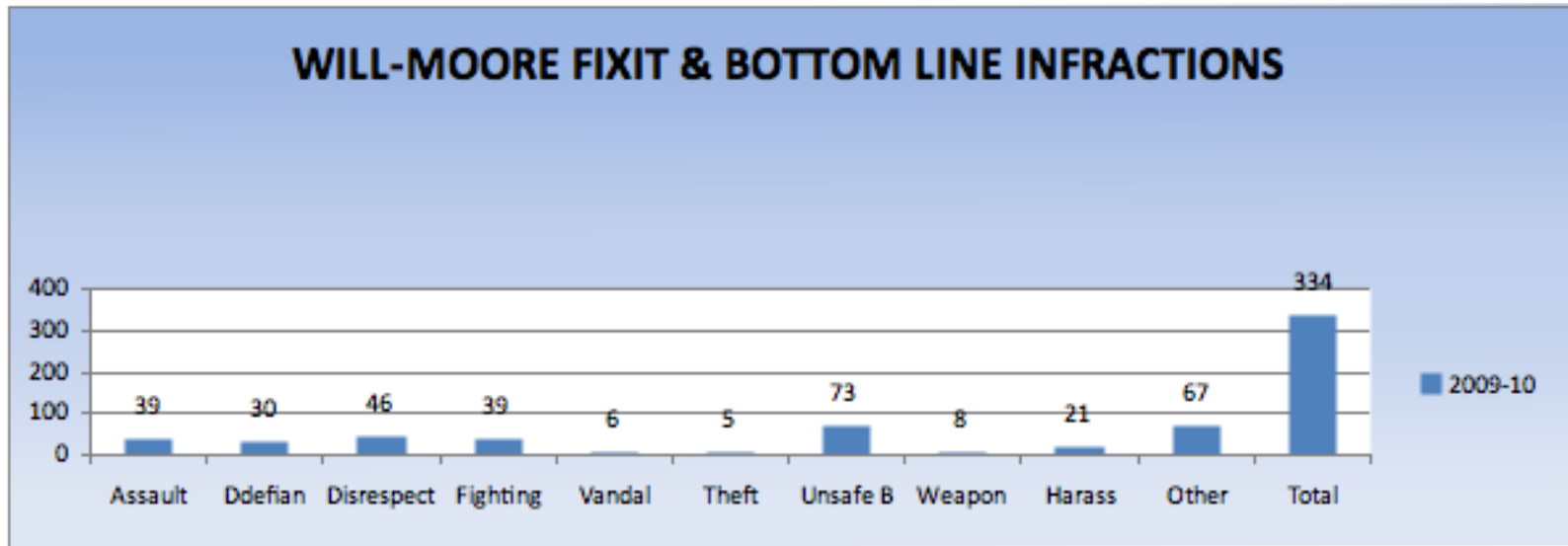
WILL-MOORE ELEMENTARY SCHOOL MEASURES OF ACADEMIC PROGRESS (MAP)

	<u>06-07</u>	<u>07-08</u>	<u>08-09</u>	<u>09-10</u>
READING	65%	69%	69%	72%
MATH	57%	58%	66%	69%

(data from Viewpoint for students, K-6)



WILL-MOORE ELEMENTARY SCHOOL BEHAVIOR – OFFICE REFERRALS



WILL-MOORE ELEMENTARY

SUMMARY OF DATA

- Math data shows consistent growth in NDSA on par with state aimline
- Reading data shows a decline in the past year for NDSA, below state aimline
- Math data from MAP shows growth with a positive trend, includes K - 2
- Reading data in MAP are more consistent, showing growth, includes K - 2
- Behavior data indicates topics for direct teaching for life skills



WILL-MOORE ELEMENTARY BALANCED SCORECARD OBJECTIVES

- All Levels of the Organization are Accountable for Student Achievement.
 - Initiative #1 - Discuss data at PLC and BSC committee times
 - Initiative #2 - Specialists and support staff collaborating in classrooms
- Promote a Positive Working and Learning Environment.
 - Initiative #1 - Utilize and practice life skills
 - Initiative # 2 - Implement health/wellness plan for all staff/students
- Provide Excellence in Instruction Based on the Needs of Individual Students.
 - Initiative #1 - Partner with district curricular support team
 - Initiative #2 - Implement Kim Gibbons Problem Solving Process



WILL-MOORE ELEMENTARY SCHOOL SUMMARY OF BSC OBJECTIVES

- ALL Will-Moore students will learn and become proficient in their reading and math.
- The Will-Moore community will achieve health and wellness goals.



WILL-MOORE ELEMENTARY SCHOOL HIGHLIGHTS FOR 2009 - 2010



- Increased Parent Involvement with PIRC activities, seating & screen
- District-wide math intervention, Key math brought to WM
- Intervention plans are well-established
- Daily Five study group
- Growth and change



WILL-MOORE ELEMENTARY

NEXT STEPS 2010 - 2011

- ❖ Expanded flexible grouping
- ❖ PLC time to the max!
- ❖ Greater emphasis on reading fidelity, increasing proficiency
- ❖ Continue steady growth in math proficiency
- ❖ Increased, varied parent involvement activities
- ❖ Commitment to WM health/wellness plan

