


**MYHRE
ELEMENTARY
SCHOOL**

**BALANCED
SCORECARD
2009-2010**



MYHRE ELEMENTARY SCHOOL

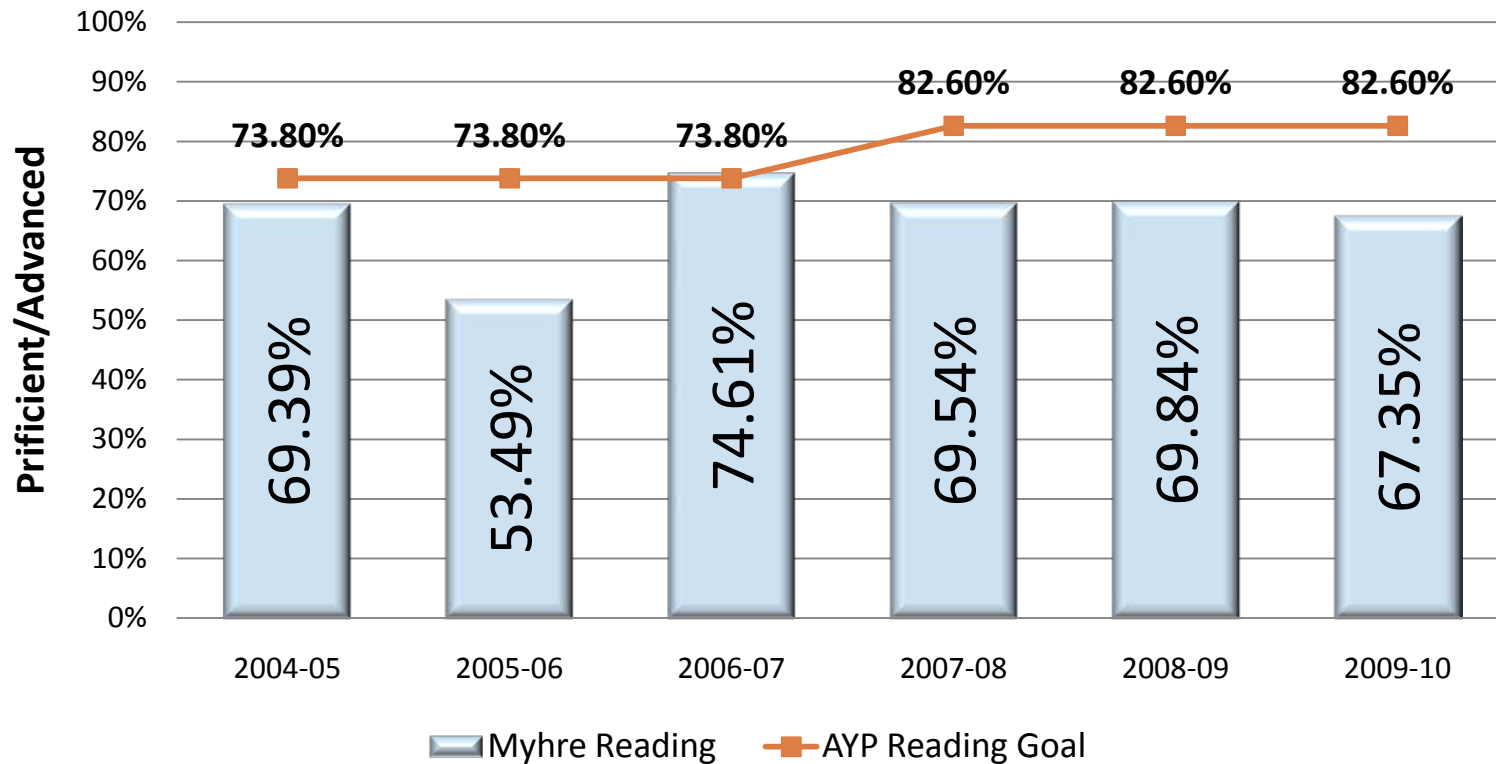
DEMOGRAPHIC INFORMATION

- 297 students
 - 18 classroom teachers and 13 specialists
- 51.5% female and 48.5 % male
- 73 % students on free and reduced meals
- 5.1 % students homeless
- 28.2 % minority students
- 25.3% students in Special Education
- 6.7% students in LoS
- 4.4% students LEP
- 26.66% students absent 10 + days
- 16.5 % mobility rate



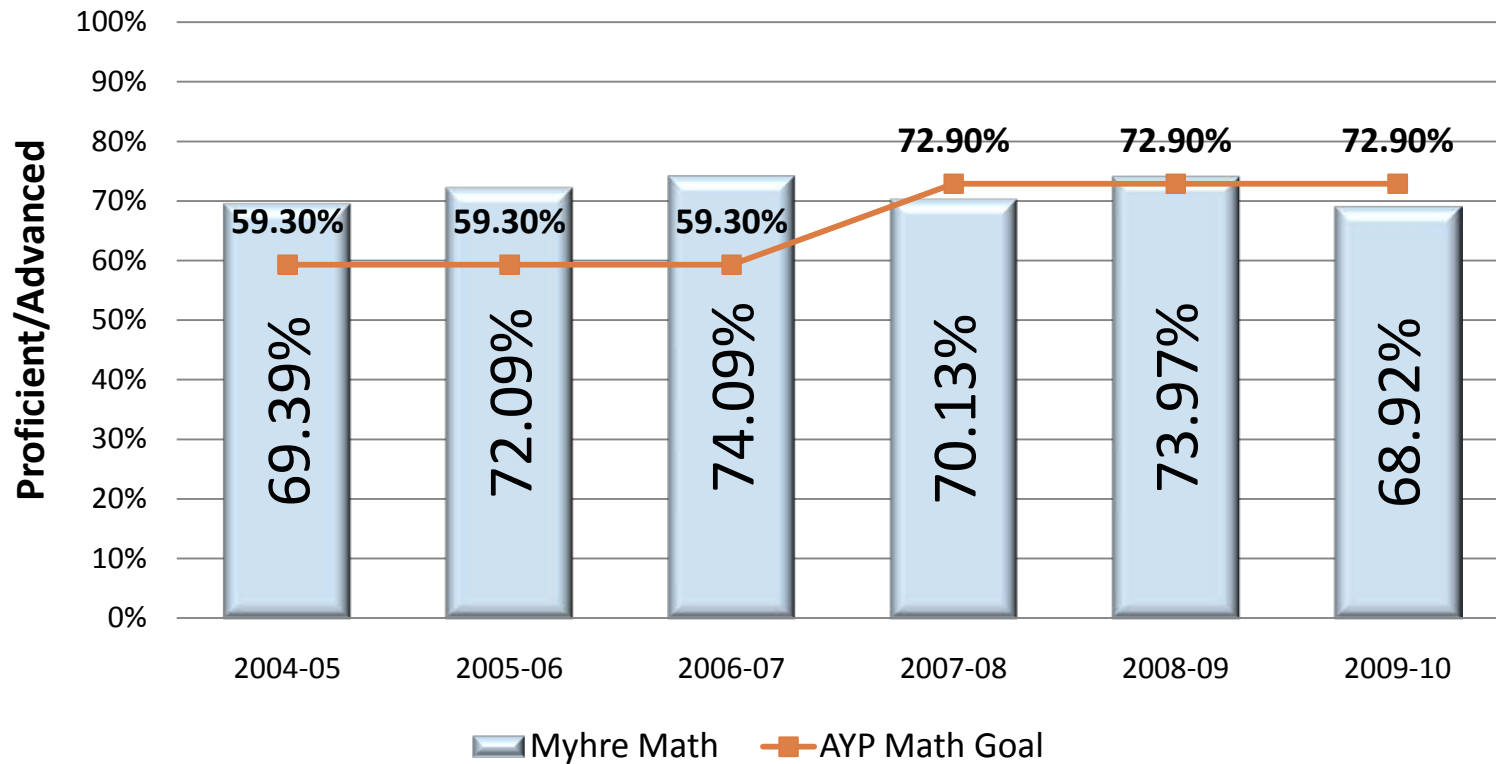
MYHRE ELEMENTARY SCHOOL NDSA - READING

**Percent of Myhre Elementary School
Students Scoring Proficient or Advanced
NDSA Reading**



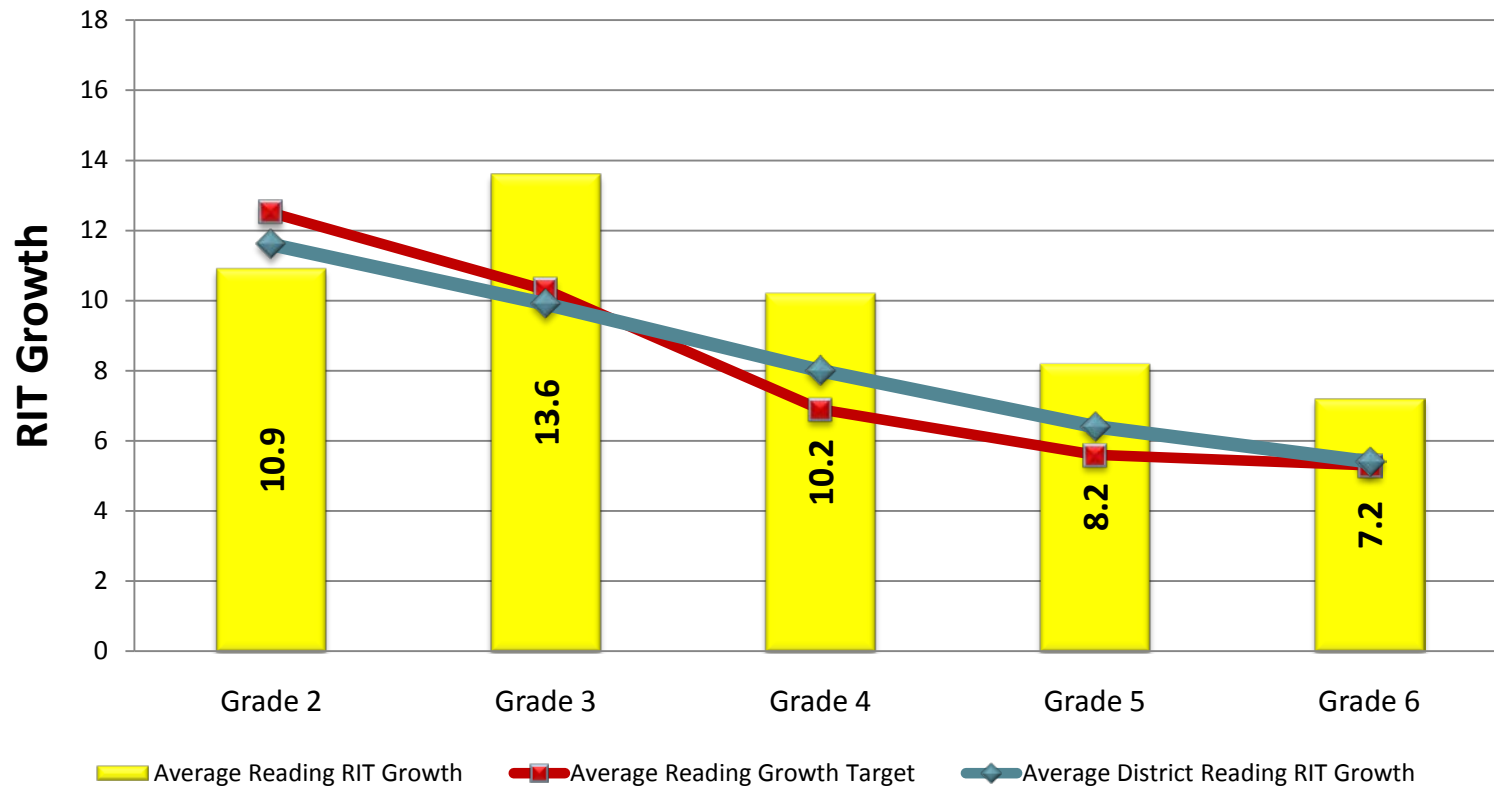
RIVERSIDE ELEMENTARY SCHOOL NDSA - MATHEMATICS

**Percent of Myhre Elementary School
Students Scoring Proficient or Advanced
NDSA Math**



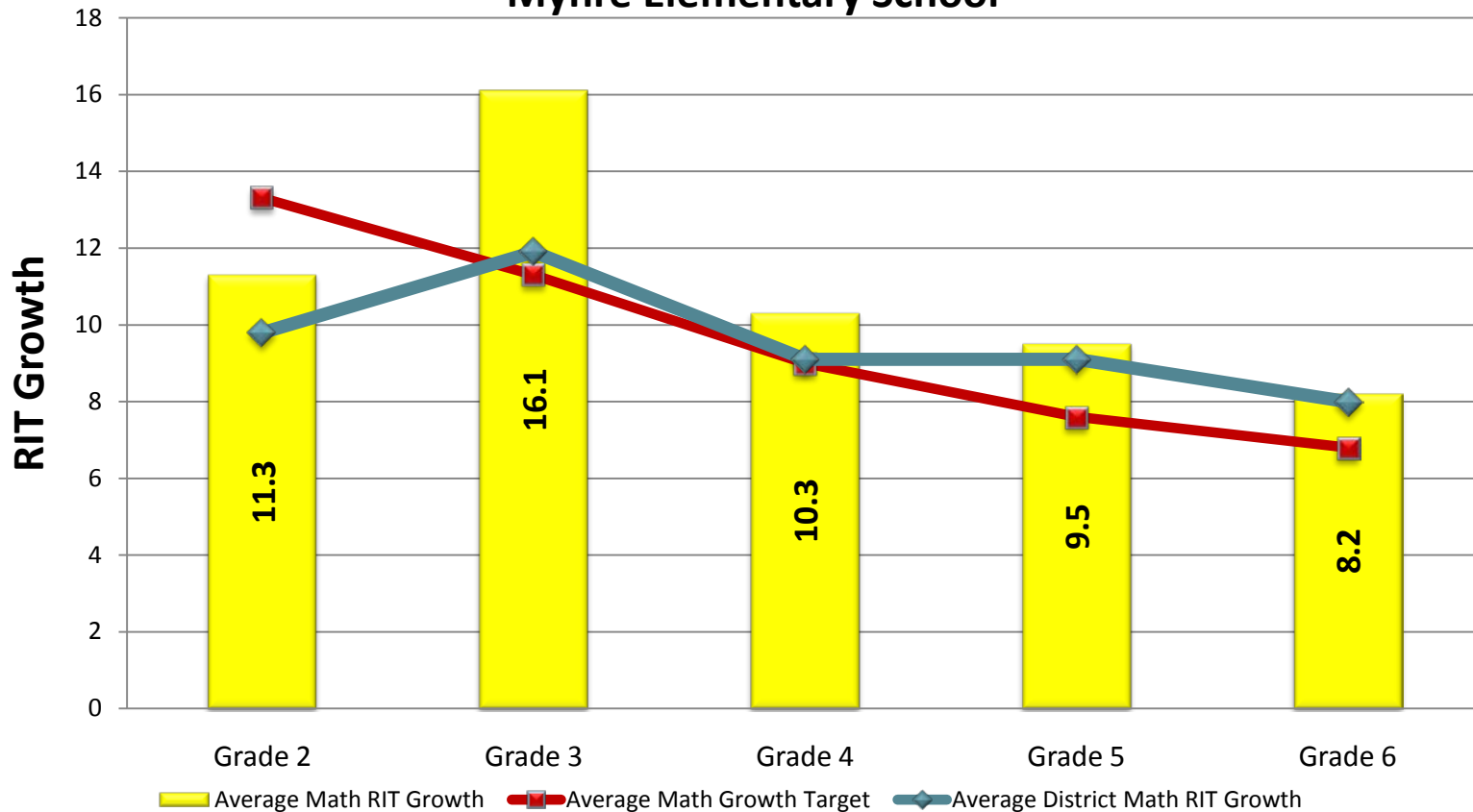
MYHRE ELEMENTARY SCHOOL MEASURES OF ACADEMIC PROGRESS (MAP)

Student MAP Growth Summary - Reading Fall 2009 - Spring 2010 Myhre Elementary School



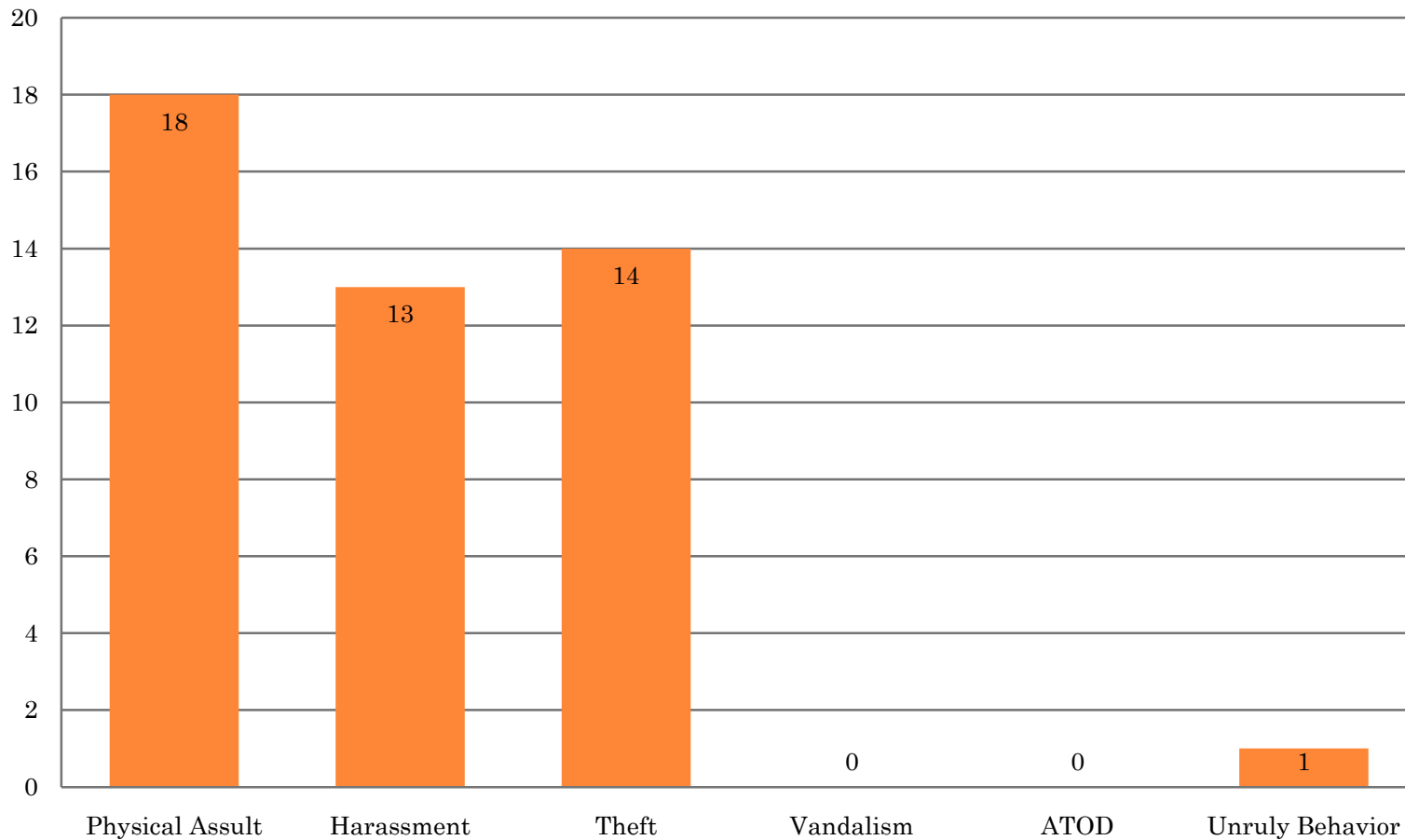
MYHRE ELEMENTARY SCHOOL MEASURES OF ACADEMIC PROGRESS (MAP)

Student MAP Growth Summary - Math
Fall 2009 - Spring 2010
Myhre Elementary School



MYHRE ELEMENTARY SCHOOL BEHAVIOR – OFFICE REFERRALS

Bottom Line Behaviors



MYHRE ELEMENTARY SCHOOL

SUMMARY OF DATA

- Although NDSA reading and math data show no increase in the number of students proficient, MAP reading and math data indicated above average gains in RIT growth for grades 3-6.
- Although the total number of behavior infractions remains high(460), there have been a significant decrease in bottom line behaviors: 127 incidents in 2008-2009 to 46 incidents in 2009-2010.
- Average daily absences improved from 8.20 days in 2008-2009 to 6.98 days in 2009-2010.



MYHRE ELEMENTARY SCHOOLS BALANCED SCORECARD OBJECTIVES

- Maximize learning for all students
 - Read 180/System 44 reading interventions
 - Daily 5 staff development and implementation
 - Key Math interventions
 - PLC and data review days
- Promote a positive working and learning environment
 - Myhre Mustang Club
 - Morning Meeting time
 - Bob Upgren motivational speaker
 - 6th grade Career Academy
 - Student leadership and service opportunities



MYHRE ELEMENTARY SCHOOL

SUMMARY OF BSC OBJECTIVES

- 29.6% of students received math intervention
- 25.6% of students received reading intervention
- 20 students were released from reading intervention and 21 students were released from math intervention
- 10 students receiving Read 180 reading intervention made 1 to 3 years of reading growth
- 8 activities were implemented to support needs presented in the Gallup poll



MYHRE ELEMENTARY SCHOOL

HIGHLIGHTS FOR 2010 - 2011

- Students in grade 2-6 met or exceeded the average growth target on the reading and math MAP assessment.
- All classes saw improvement in student's ability to work independently using the Daily 5 process.
- Through the PLC process, data is driving the decisions regarding intervention, instruction, and staffing.
- 774 students were recognized for positive behavior utilizing the Myhre Mustang Club.
- Parents believe that the lines of communication between parents and teachers is a strength.



MYHRE ELEMENTARY SCHOOL

NEXT STEPS 2010 - 2011

- Provide a 120 minute reading block for K-3.
 - Implement nonfiction writing across the curriculum.
 - Utilize classroom level reading and math coaches.
 - Refine and expand the Daily 5 process.
 - Refine the student behavior and attendance systems.
 - Establish a core social skills program.
 - Explore what high achieving high poverty schools do differently to raise student achievement.
 - Implement a noon study club.
 - Implement action based learning activities in P.E. for grades K and 1.
- 