

The logo for Horizon Middle School features a stylized owl in shades of gray and white at the top. Below the owl is a green banner with the word "HORIZON" written in white, bold, capital letters. The banner has a slight 3D effect with a darker green shadow on its bottom edge.

Horizon Middle School Balanced Scorecard Report



DEMOGRAPHIC INFORMATION

ETHNICITY

	African American	American Indian	Asian	Caucasian	Hispanic	Other	Total
2004-05	12	23	8	761	< 5	< 5	806
2005-06	12	23	8	764	5	< 5	814
2006-07	5	22	9	777	< 5	< 5	804
2007-08	< 5	27	8	785	9	< 5	834
2008-09	5	33	10	819	11	< 5	882
2009-10	< 5	31	10	804	13	5	866

LUNCH STATISTICS

	Full Pay	Free/Reduced
2004-05	89%	11%
2005-06	90%	10%
2006-07	90%	10%
2007-08	90%	10%
2008-09	89%	11%
2009-10	88%	12%

ATTENDANCE

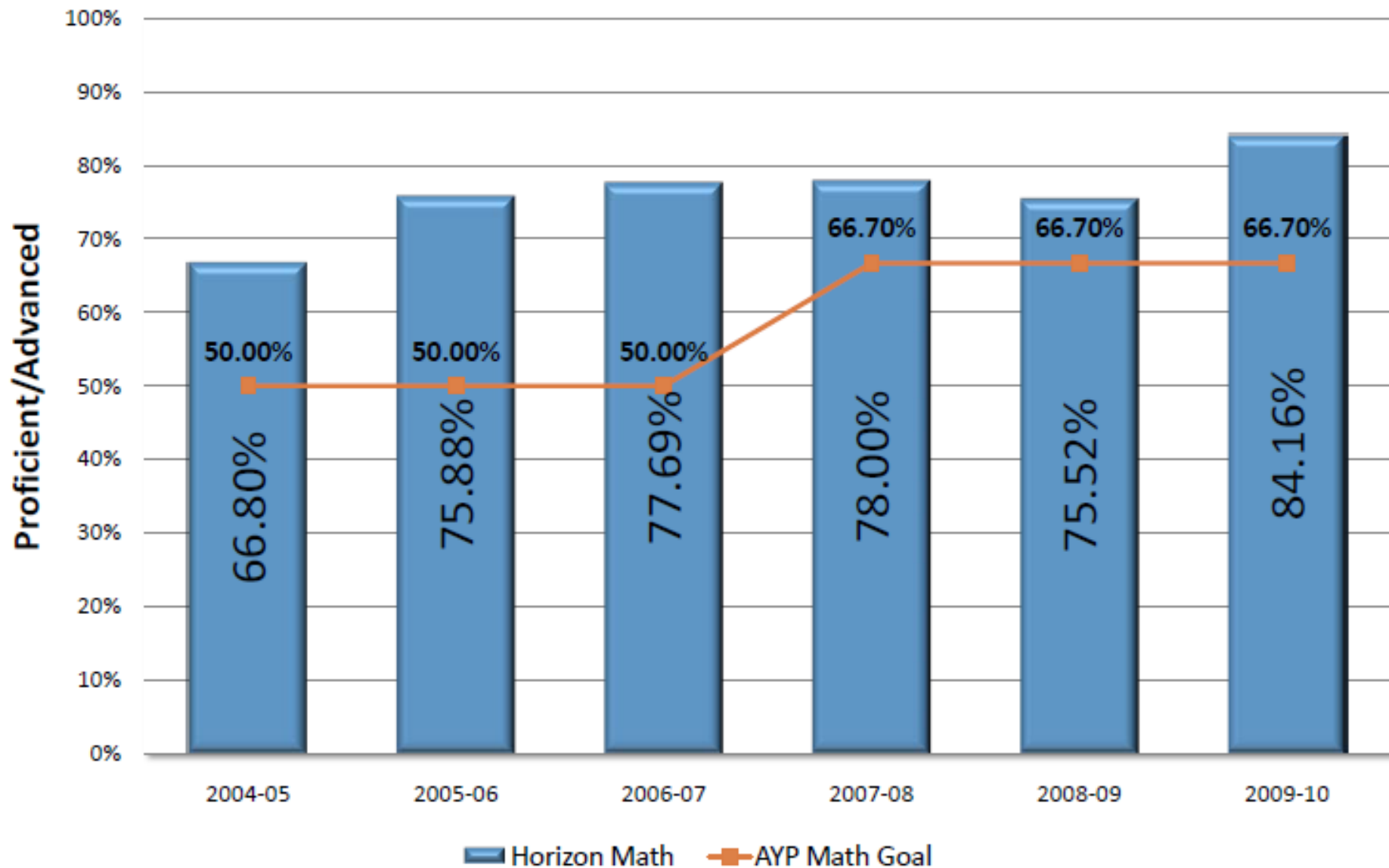
	7th Grade	8th Grade	9th Grade
2004-05	96.0%	95.5%	96.0%
2005-06	96.3%	95.6%	95.5%
2006-07	96.5%	96.3%	96.1%
2007-08	96.3%	96.2%	96.4%
2008-09	96.6%	95.9%	95.6%
2009-10	96.5%	96.1%	96.0%



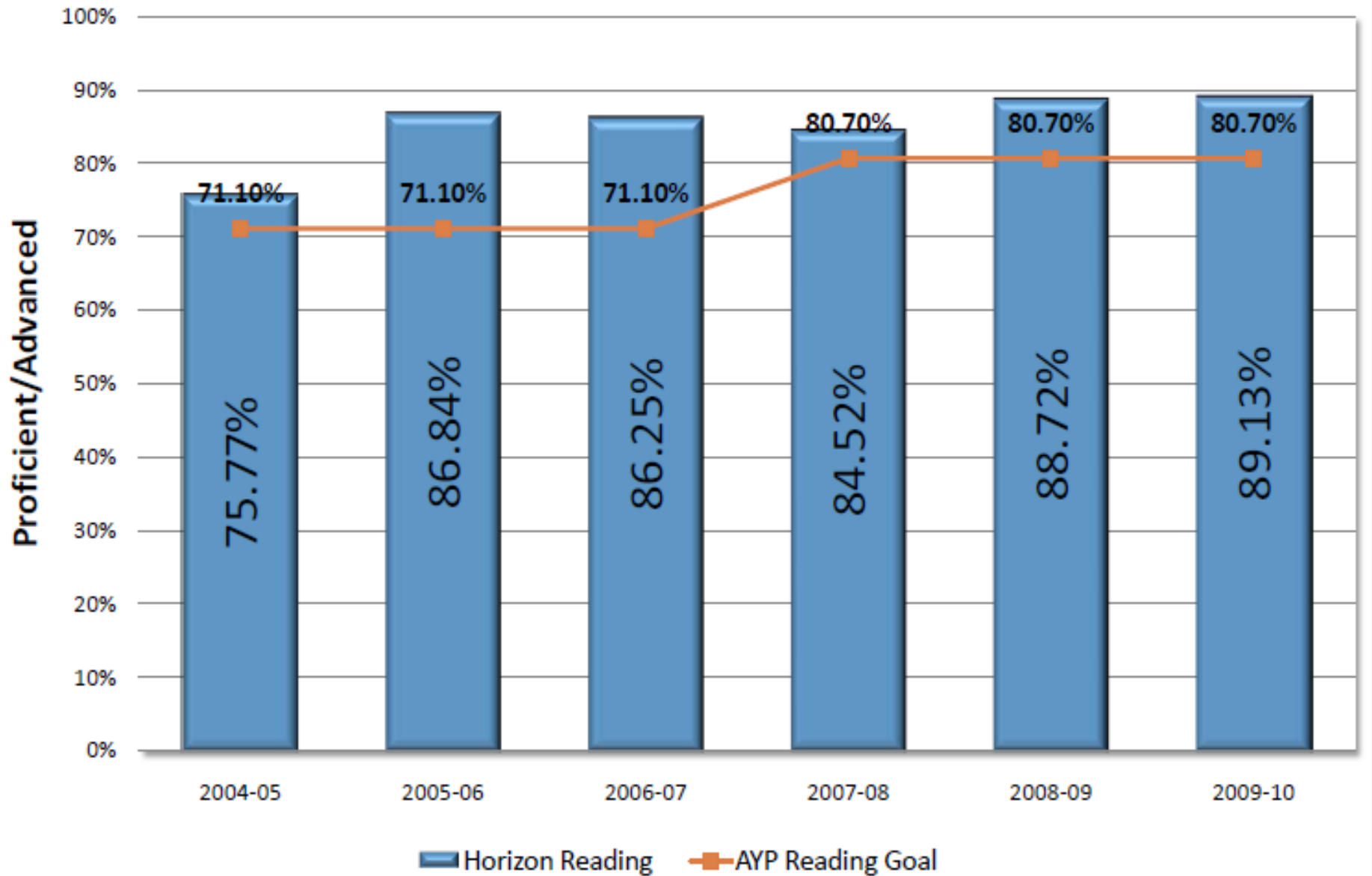
LIBRARY STATISTICS

	2004-05	2005-06	2006-07	2007-08	2008-09	2009-10
Total Books Circulated	17,914	18,307	16,764	17,926	18,420	18,573
Total Patrons in the Library	No Data	No Data	46,360	47,285	64,019	58,894
All Day Research: Classes & Home Bases	66	89	72	116	133	134
Average Daily Walk-ins: Students From Classroom	35	45	41	45	67	63
Average Daily Walk-ins: Students From Special Services	15	15	12	15	11	11
Average Daily Walk-ins: Students From Study Halls	80	75	82	59	111	70
Average Daily Walk-ins: Students From Home Base	30	35	36	6	21	23
Average Daily Walk-ins: Students Before & After School	30	25	22	21	16	18
Average Daily Walk-ins: Staff	20	20	20	20	20	20

Percent of Horizon Middle School Students Scoring Proficient or Advanced NDSA Math



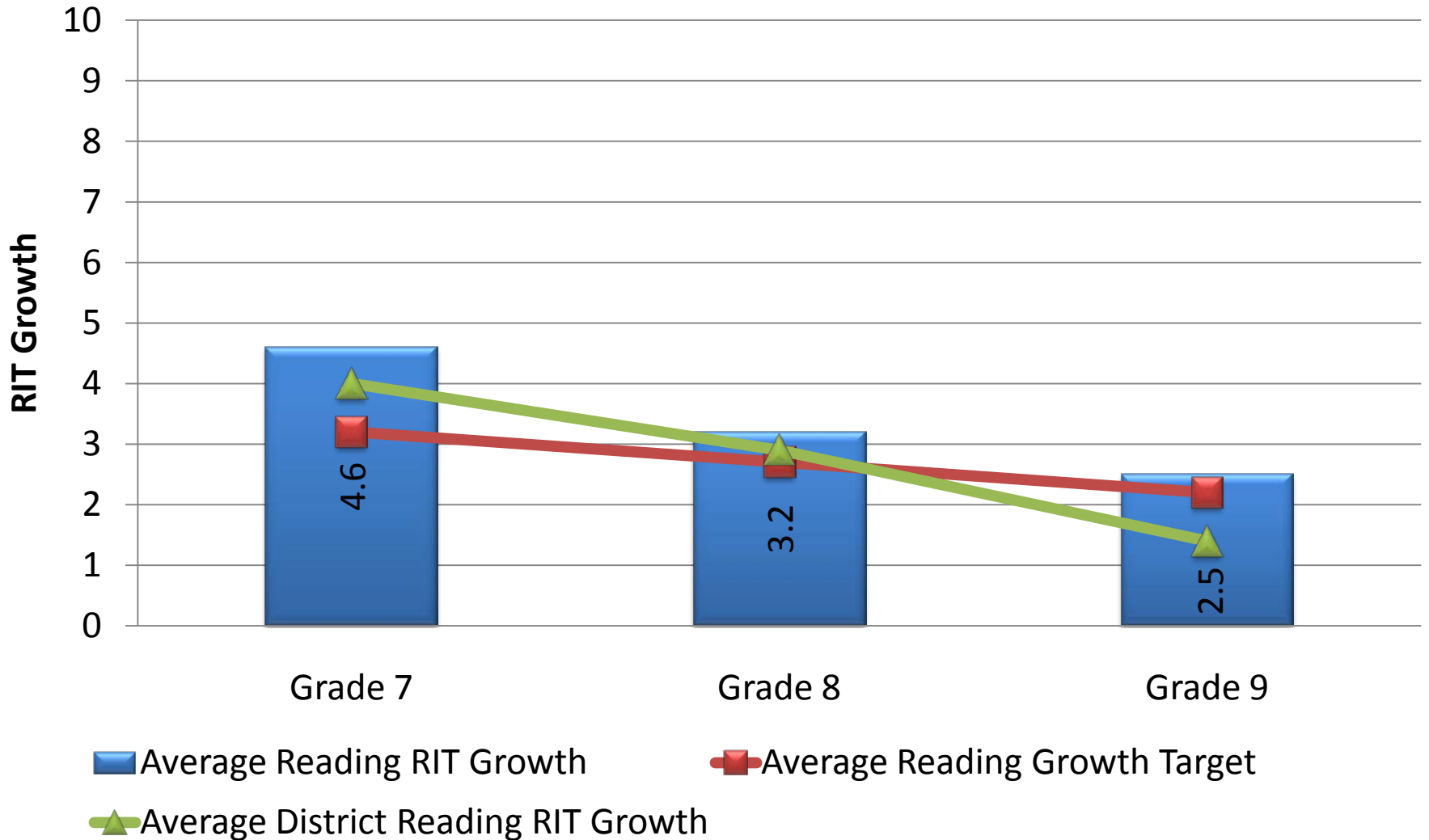
Percent of Horizon Middle School Students Scoring Proficient or Advanced NDSA Reading



Student MAP Growth Summary - Reading

Fall 2009 - Spring 2010

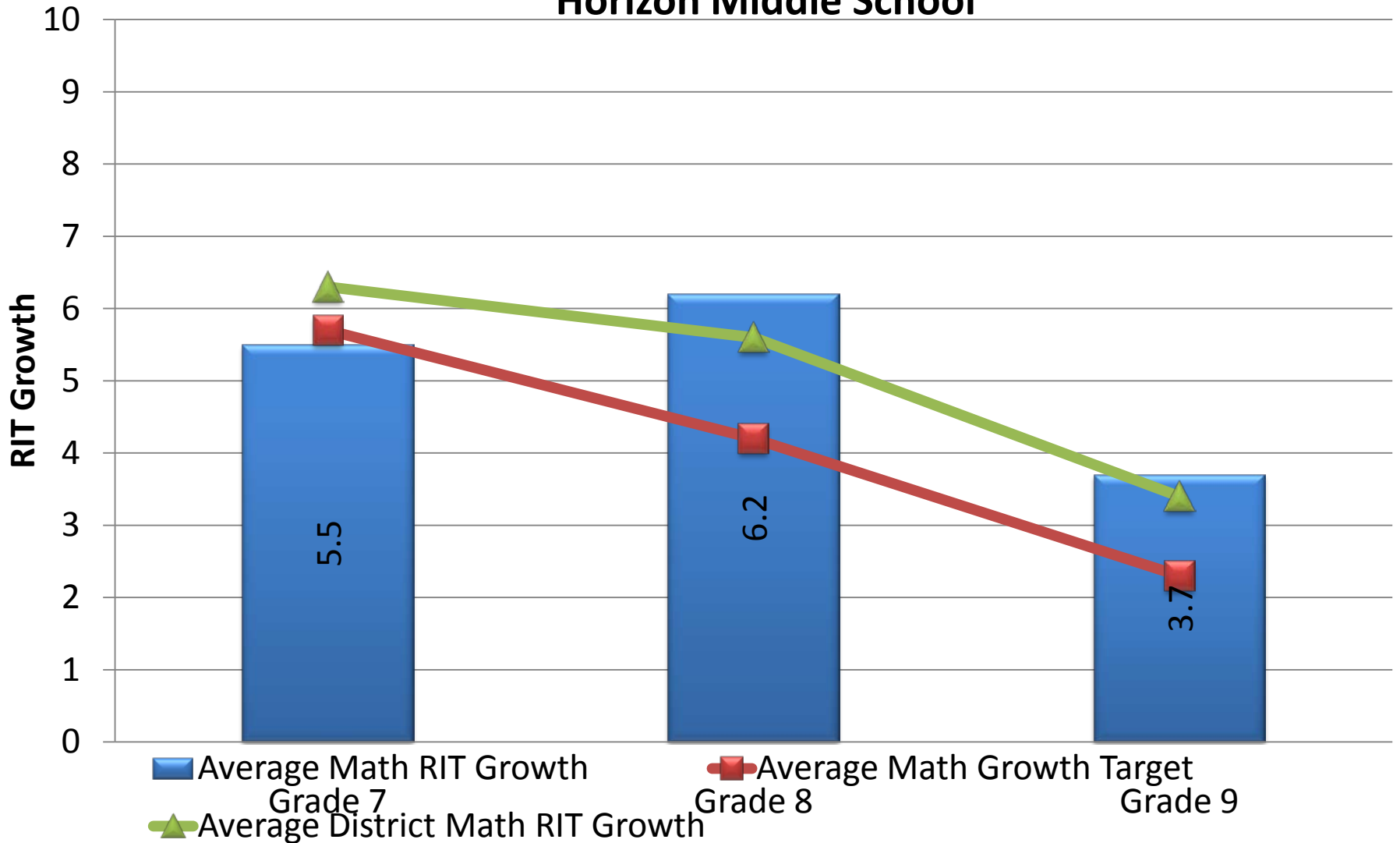
Horizon Middle School



Student MAP Growth Summary - Math

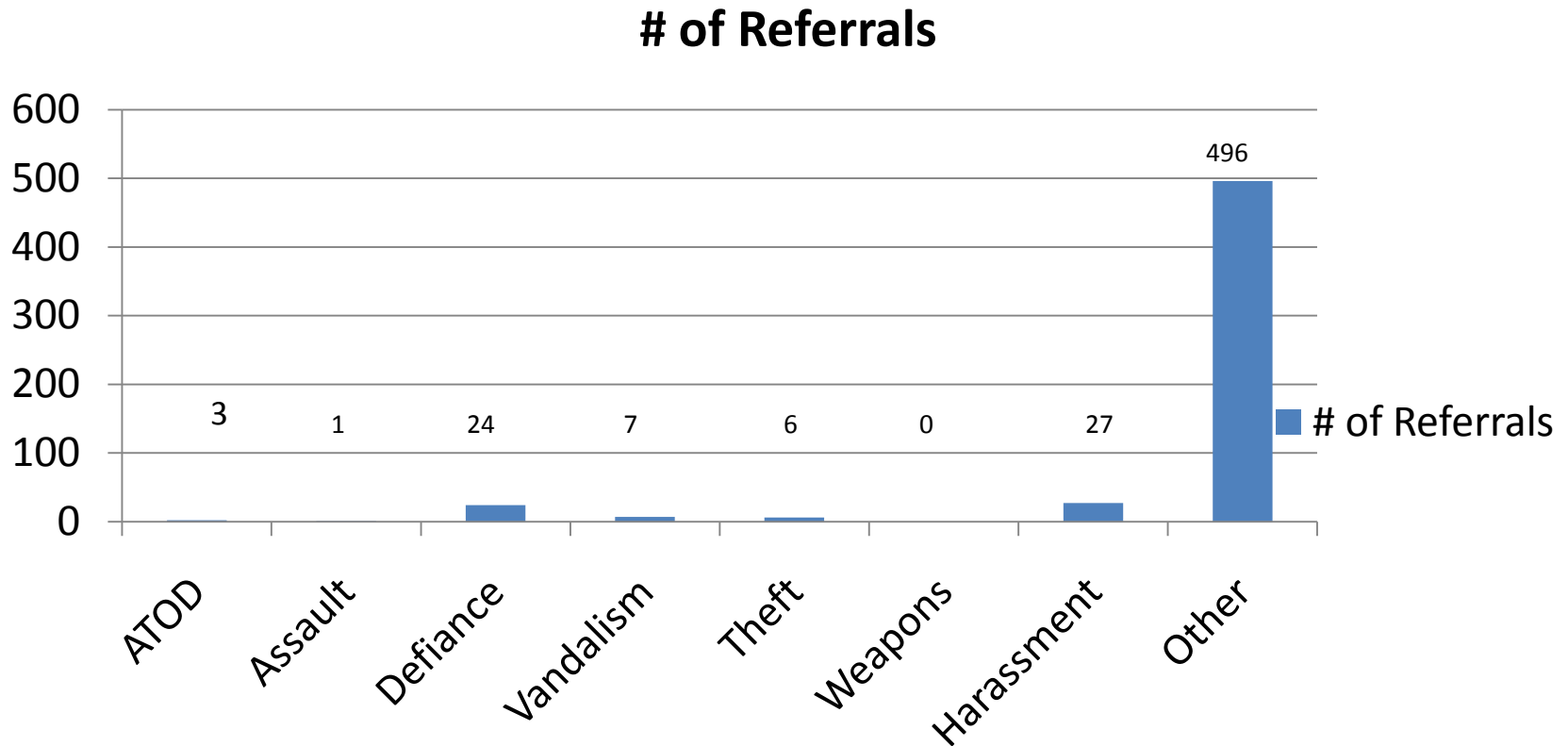
Fall 2009 - Spring 2010

Horizon Middle School







Horizon Behavior – Office Referrals

- Bottom Line Infractions



Horizon Middle School Summary of Data

-  Students perform above NDSA target goals.
-  7th Grade NDSA Math scores went up from 77% to 90% proficient and 8th grade went from 74% to 80% proficient.
-  Our weaker area is reading, with a particular need to focus on students with disabilities.
-  We need to place an emphasis on growth in 7th Grade math.

Horizon Middle School

Balanced Scorecard Objectives

- Objective 4: School Culture and Climate: Create an Inviting and Nurturing School Culture and Climate
 - To implement an academic and behavioral student feedback program to help facilitate high levels of student achievement.
- Objective 6: Engage Students in School and Community
 - To involve all students in community service programs.
- Objective 10: Promote a Positive Working and Learning Environment
 - We will create an idea-friendly, collaborative work environment that optimizes and contributes to student success.
- Objective 12: Promote the Safety and Wellness of Students and Staff
 - We will implement a comprehensive safety plan for the school, develop a wellness plan for faculty and staff, and develop wellness initiatives within the teams.

Horizon Middle School

Summary of BSC Objectives

- Objective 4: Teams kept quarterly data on strategies and actions steps that contributed to a positive academic and social climate and culture, the number of students involved in the activities, descriptions of team activities, and evidence of effectiveness.
- Objective 6: Teams kept quarterly data on activities that extended to the overall school community and the community at large. Data was also kept on funds raised and donated, descriptions of activities and evidence of effectiveness.
- Objective 10: Teams kept quarterly data on the number and types of academic interventions attempted, the number of students involved in the academic interventions, descriptions of the interventions and the resources used to accomplish them, and evidence of effectiveness.
- Objective 12: Teams kept quarterly data on wellness activities in which they participated, the number of students who participated, the number of staff involved in implementation, and evidence of effectiveness.

Horizon Middle School

Highlights for 2010 - 2011

- Smart Goals written for Balanced Score Card objectives. Data recorded and maintained quarterly.
- PLCs were implemented to work on Balanced Scorecard Objectives and met four times within the year to analyze and progress initiatives.
- An RTI team was trained to develop the implementation of RTI at the middle school level.
- Study Groups were used to develop understanding of block scheduling, differentiation, professional learning groups, and Active technology.
- Strengthened teaming with team audits, minutes and agendas.
- The Instructional Strategist
 - worked with students and teachers to develop differentiated strategies for at risk and struggling students via classroom management, curriculum development, and data services.
 - Developed relationship with Dickinson State teacher education program to offer tutoring services for at risk students.
 - Implemented the JEFCo eschool program for credit recovery.
 - Organized Compass Learning time for at risk math students.

Horizon Middle School

Next Steps

- Develop objectives based on Curriculum, Instruction and Assessment.
- Teams write SMART Goals based on achievement data and Balanced Scorecard Objectives.
- Students write individual achievement goals.
- Maintain a strong middle school philosophy by investigating advisor/advisee relationships.
- Develop strategies for students with disabilities to raise achievement in all areas.