



**CENTENNIAL  
ELEMENTARY  
SCHOOL**

**BALANCED  
SCORECARD**

**2010-2011**

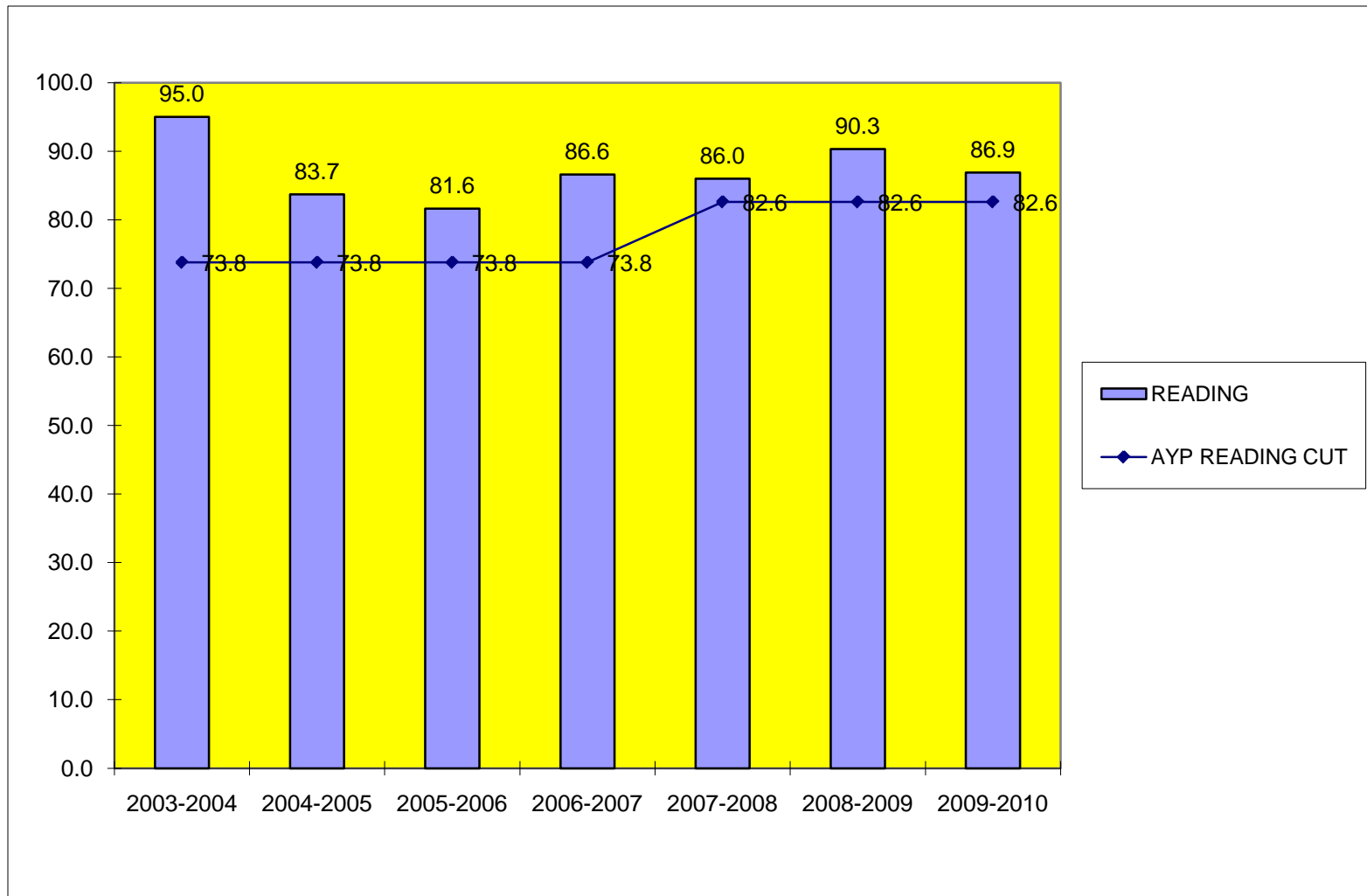
# CENTENNIAL ELEMENTARY SCHOOL DEMOGRAPHIC INFORMATION

- 528 Students
- Free and Reduced Lunch - 9%
- Primary Ethnicity
  - Caucasian – 93%
  - American Indian – 4%
  - Asian - 2 %
  - Other – 2%



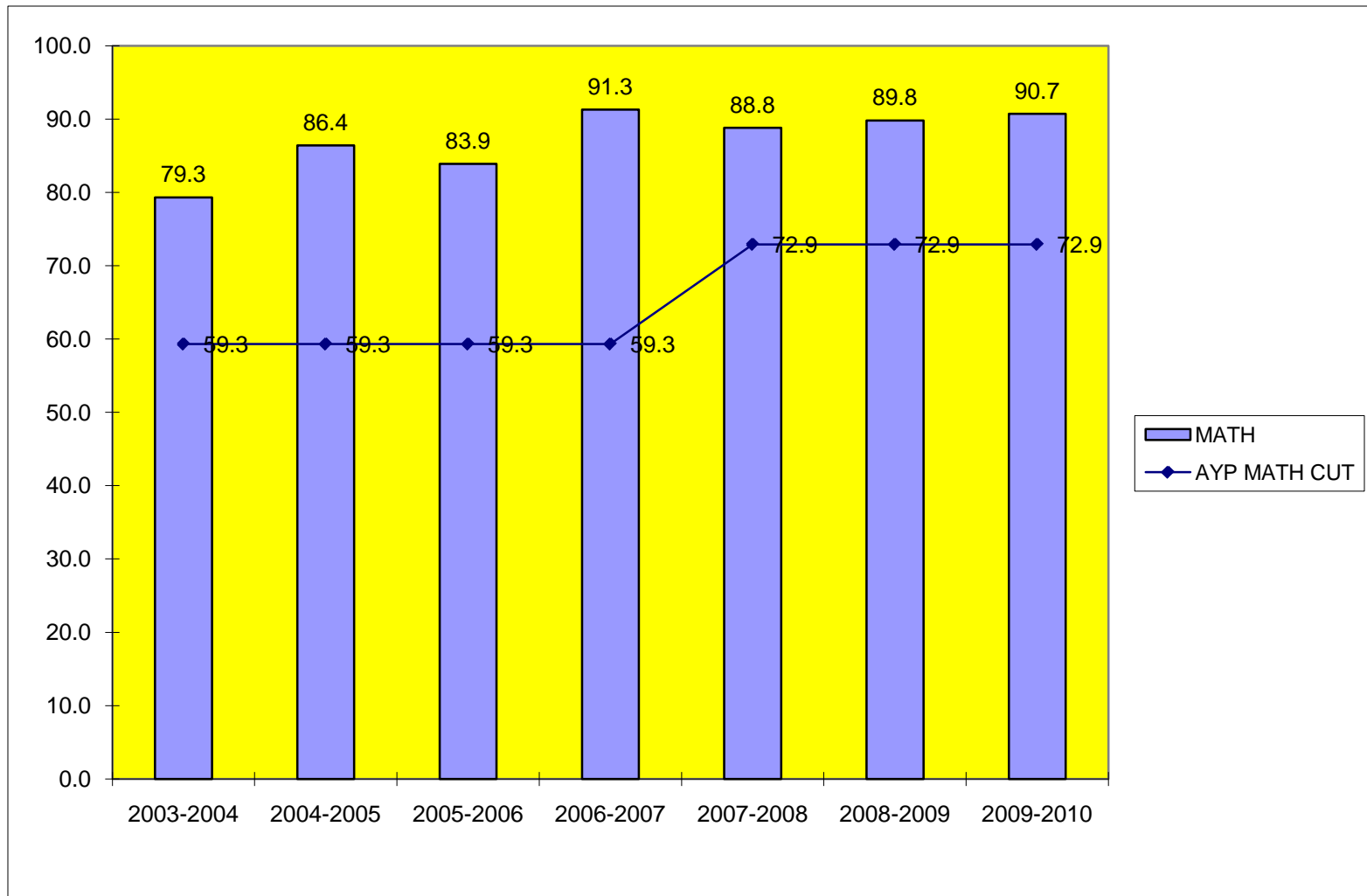
# CENTENNIAL ELEMENTARY SCHOOL

## NDSA - READING



# CENTENNIAL ELEMENTARY SCHOOL

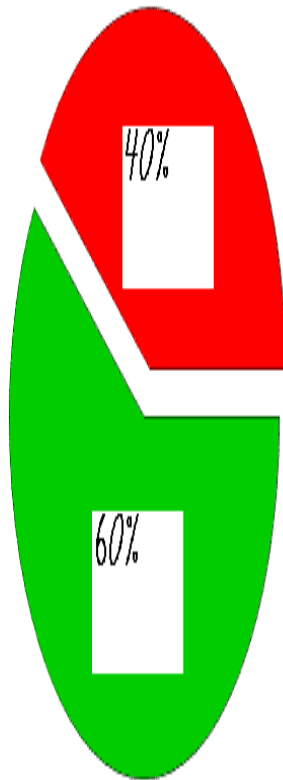
## NDSA - MATH



# CENTENNIAL ELEMENTARY SCHOOL MEASURES OF ACADEMIC PROGRESS (MAP) READING MATH


## MAP Growth

Met Growth	225	59.8%
Below Growth	151	40.2%
Total	376	100.0%



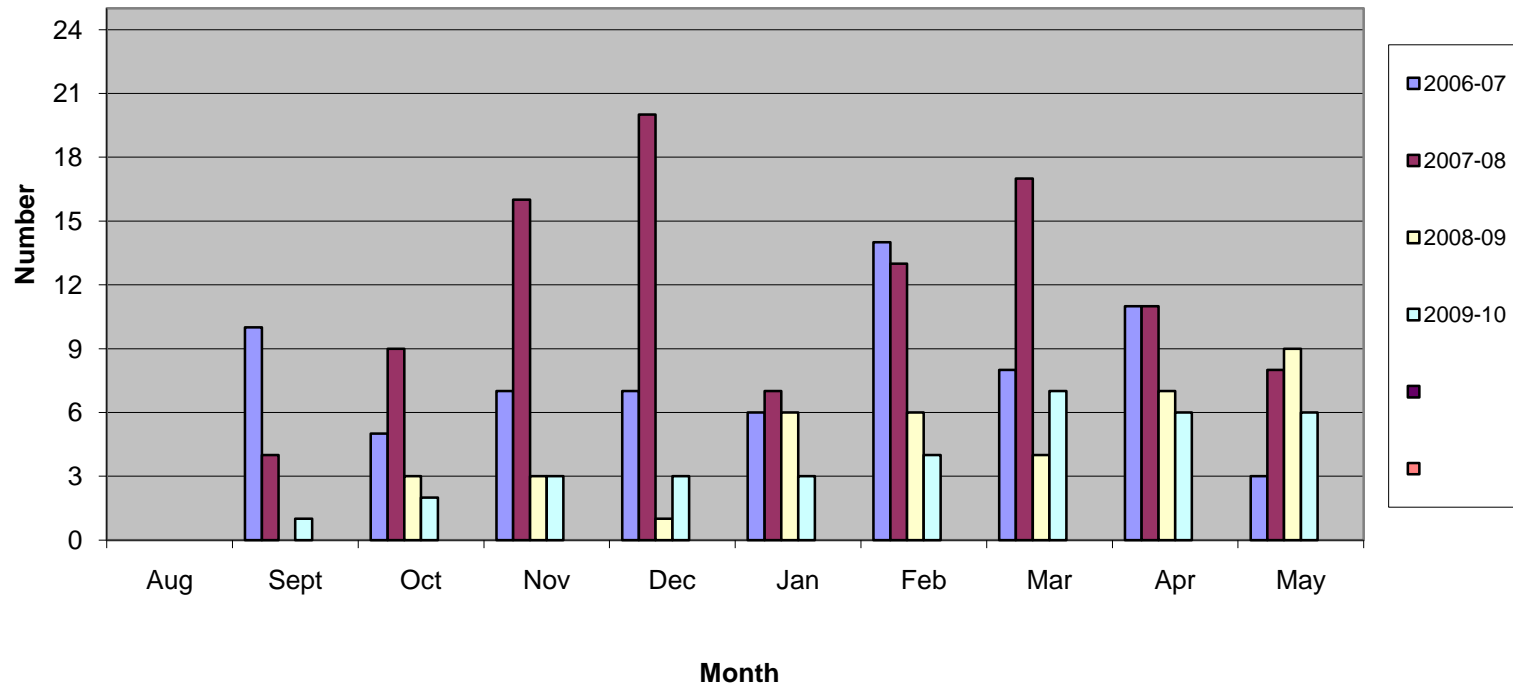
## MAP Growth

Met Growth	220	58.5%
Below Growth	156	41.5%
Total	376	100.0%



# CENTENNIAL ELEMENTARY SCHOOL BEHAVIOR – OFFICE REFERRALS

Bottom Lines by Month



# CENTENNIAL ELEMENTARY SCHOOL

## SUMMARY OF DATA

- The NDSA overall growth since 2005-06 in Reading was 5%.
- The NDSA overall growth since 2005-06 in Math was 7%.
- The number of office referrals since 2006-07 has decreased by 14%.



# CENTENNIAL ELEMENTARY SCHOOL

## 2009-10

### BALANCED SCORECARD OBJECTIVES

- **All levels of the organization are accountable for student achievement.**
  - Explore Writing Standard Treatment Protocols for Math and Reading
  - Build common record keeping forms - consistency
  - Investigate Math Probes
  - Students establish individual goals based on projected typical growth - (MAP)
  - Continue RTI process
  - Continue to build enhancement groups
- ***Create an inviting and nurturing school culture and climate***
  - Building Appearance - Frame student artwork / update meeting area
  - Add to classroom environmental best practices - "go green"
  - Create opportunities for community building with students and staff
  - Promote health factors
- **All levels of the organization are accountable for student achievement**
  - Fundraise money with PTO for projectors//ELMOs
  - Viewpoint Training
  - Establish/Maintain Data Wall for community and staff
  - Develop an application form for allocating new technologies
  - Continue assessment calendar
  - Explore shared file system



# CENTENNIAL ELEMENTARY SCHOOL

## SUMMARY OF BSC OBJECTIVES

- Barnes and Noble Night
- Intervention Folders
- Goal Setting (MAP) for Students
- “Went Green”
- Trained and utilize Viewpoint



# CENTENNIAL ELEMENTARY SCHOOL HIGHLIGHTS FOR 2009-2010

- Made AYP
- Received Classroom Transformation Grant
- Continue to grow as a team during PLC block



# CENTENNIAL ELEMENTARY SCHOOL

## NEXT STEPS 2010 - 2011

- **All Levels of the Organization are Accountable for Student Achievement.**
  - Use District Math Probes
  - Collaborate with Math Coach on Effective Classroom Strategies
  - Engage on the Effective strategies from the Kim Gibbons RTI training
  - Continue Common Record Keeping Practice
- **Promote a Positive Working and Learning Environment**
  - Develop opportunities for Centennial Elementary to communicate with staff, students, parents and community
- **Standards-based Curriculum is Communicated, Aligned and Flexible.**
  - Continue Technology Training
  - Establish Technology study groups
  - Explore PLC on Moodle
  - Continue to fundraise for technology
  - Establish goals/timelines for integrating technology resources that are tied to the power standards/benchmarks
- **Maximize Learning for All students**
  - Explore ways to differentiate instruction
  - Establish collaboration opportunities to discuss data between grade levels

