



“Working with students without understanding their other environment, the one outside of school, and the adults in that environment, is like skiing without poles... it can be done; it’s just not very pretty or effective.”

Balance Score Card Presentation
June 22, 2009

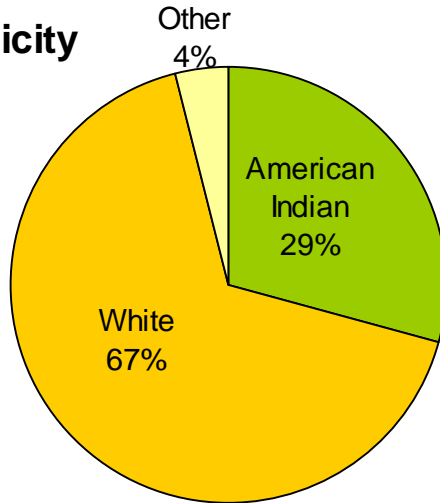
Previous Goals

- All students will improve reading across the curriculum.
- All students will make healthier choices.

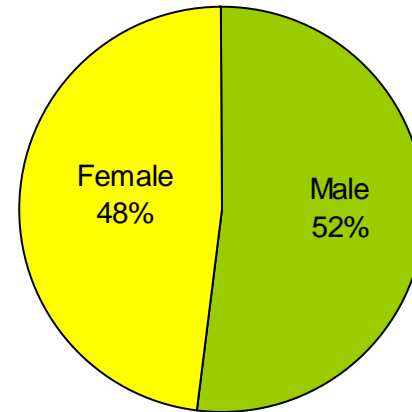
The work that has been done on these goals for the last three years will be continued and maintained.

2008-2009 SCHS Student Demographics

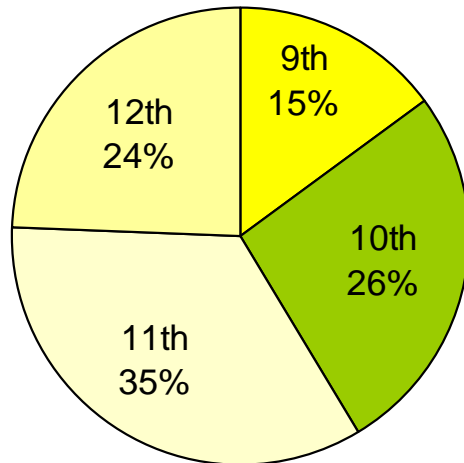
Ethnicity



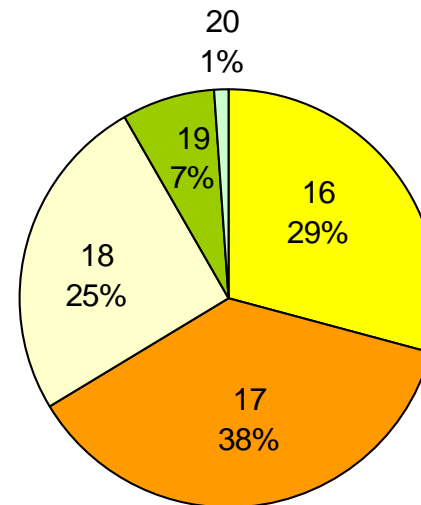
Gender

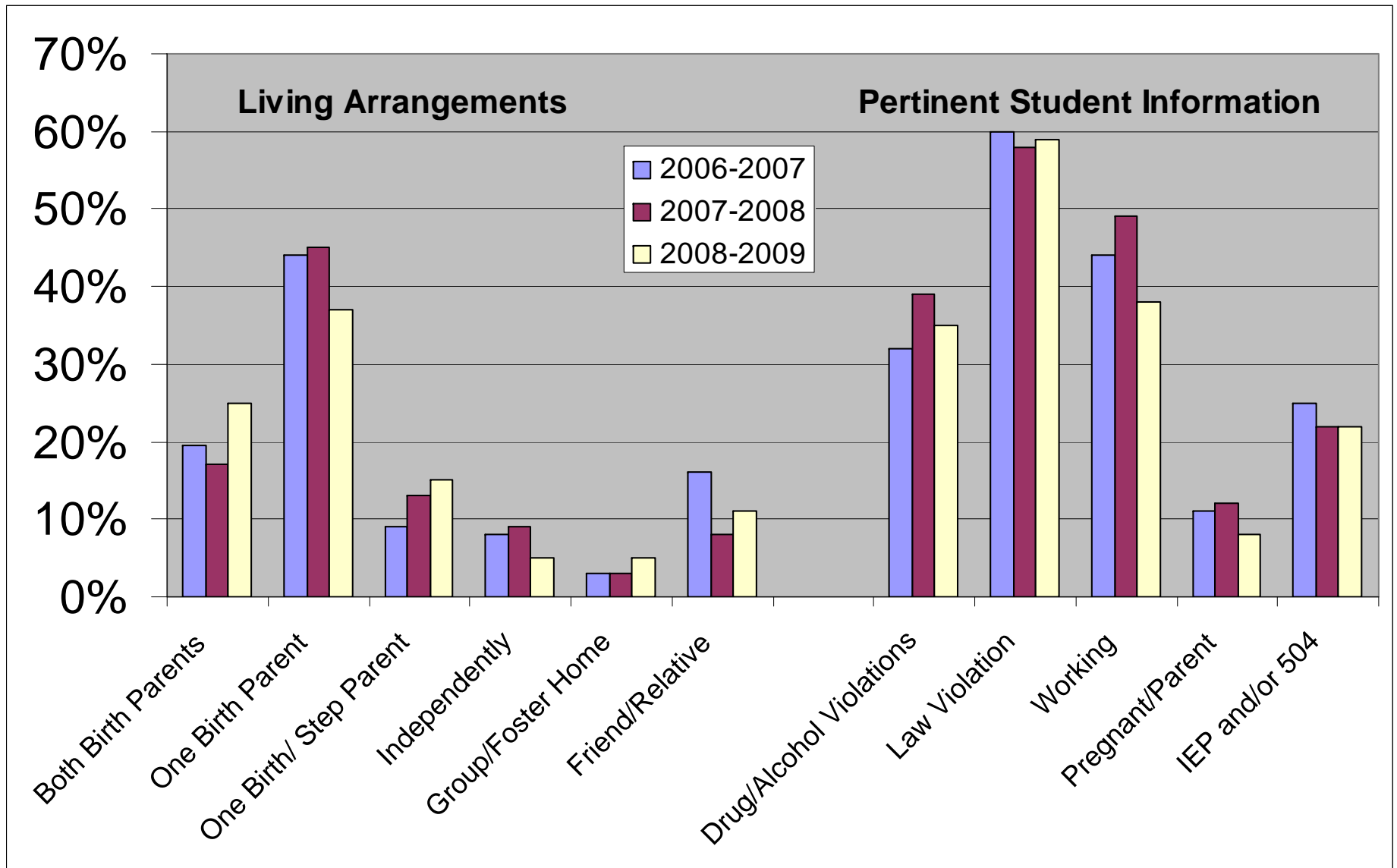


Grade Level



Age





	<u>Enrollment</u>
2006-2007	223
2007-2008	245
2008-2009	201

	<u>Graduates</u>
2006-2007	26
2007-2008	27
2008-2009	27

Number of 75 minute period absences: 5400
Tardy: 1698
Incompletes : 334

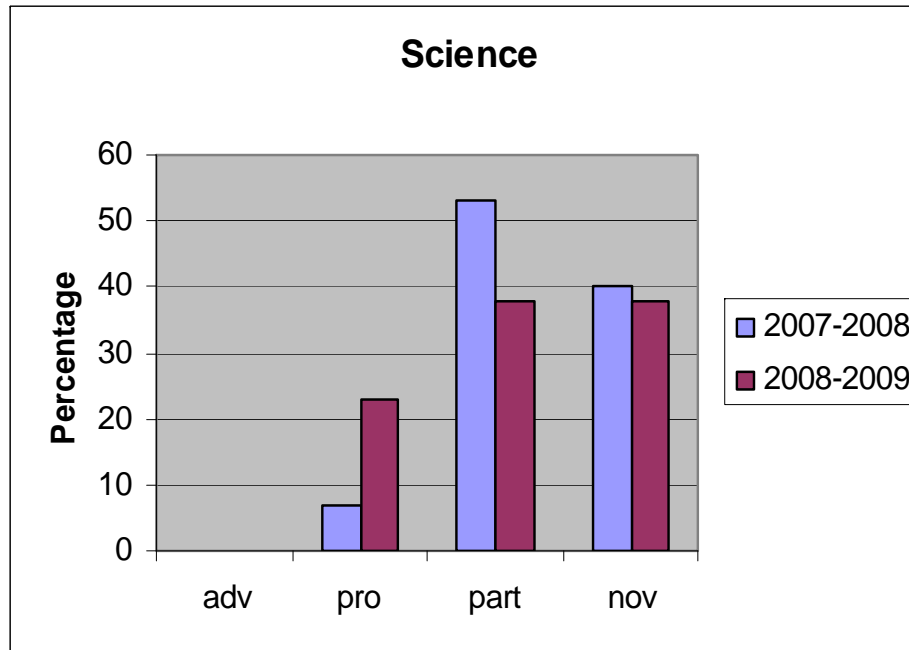
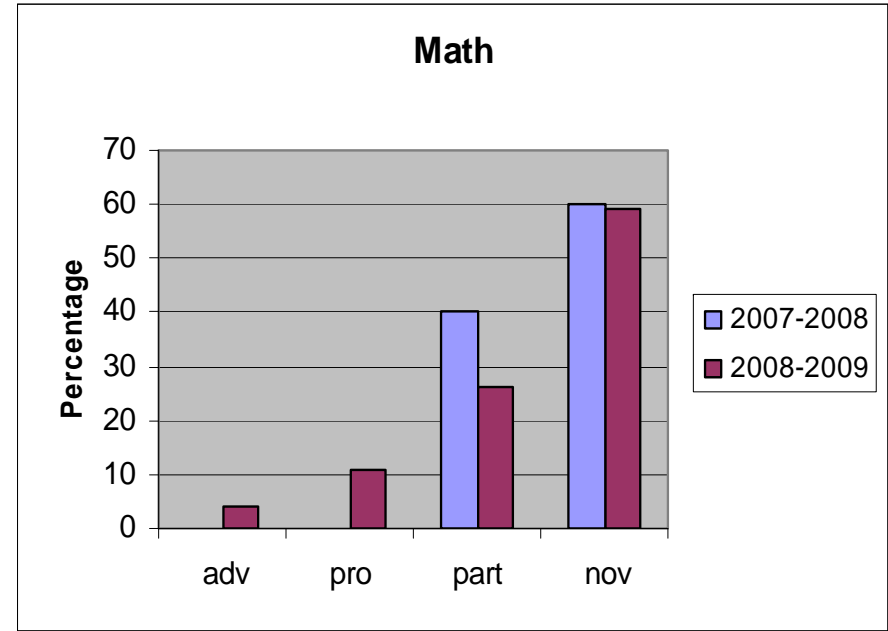
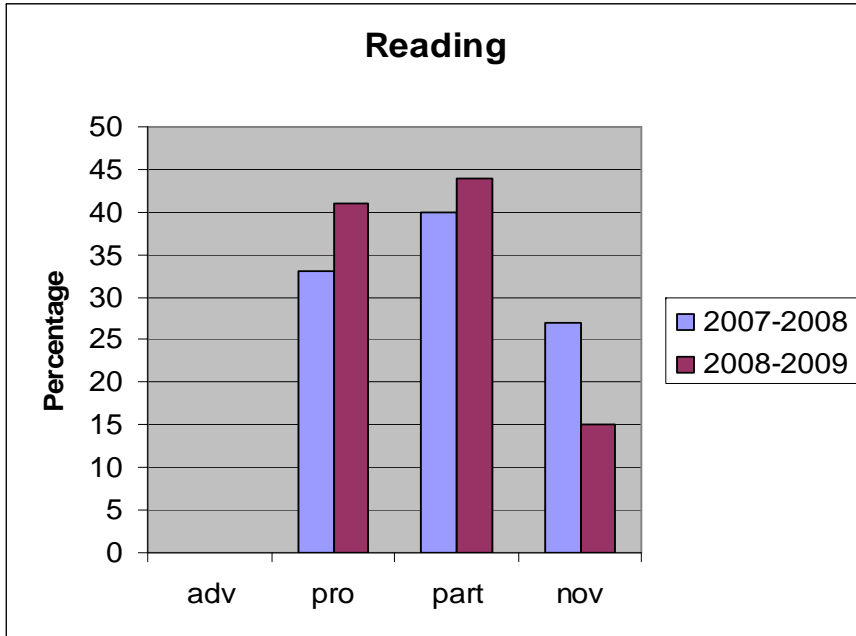
Read Right Data


- Number of students enrolled: 35
- Average grade level gain/student
 - » 05-06 1.2
 - » 06-07 2.825
 - » 07-08 N/A
 - » 08-09 3.65
- Average hrs per grade level gain: 14.6
(14.6 hours represents 20 days of Read Right instruction)

MAP Testing Data

	<u>Average RIT Gain</u>	Students Below <u>Grade Level</u>
– Reading		
• 06-07	n/a	62%
• 07-08	5.1	49%
• 08-09	1.9	62%
– Math		
• 06-07	n/a	69%
• 07-08	4.8	48%
• 08-09	0.6	62%

NDSA Proficiency



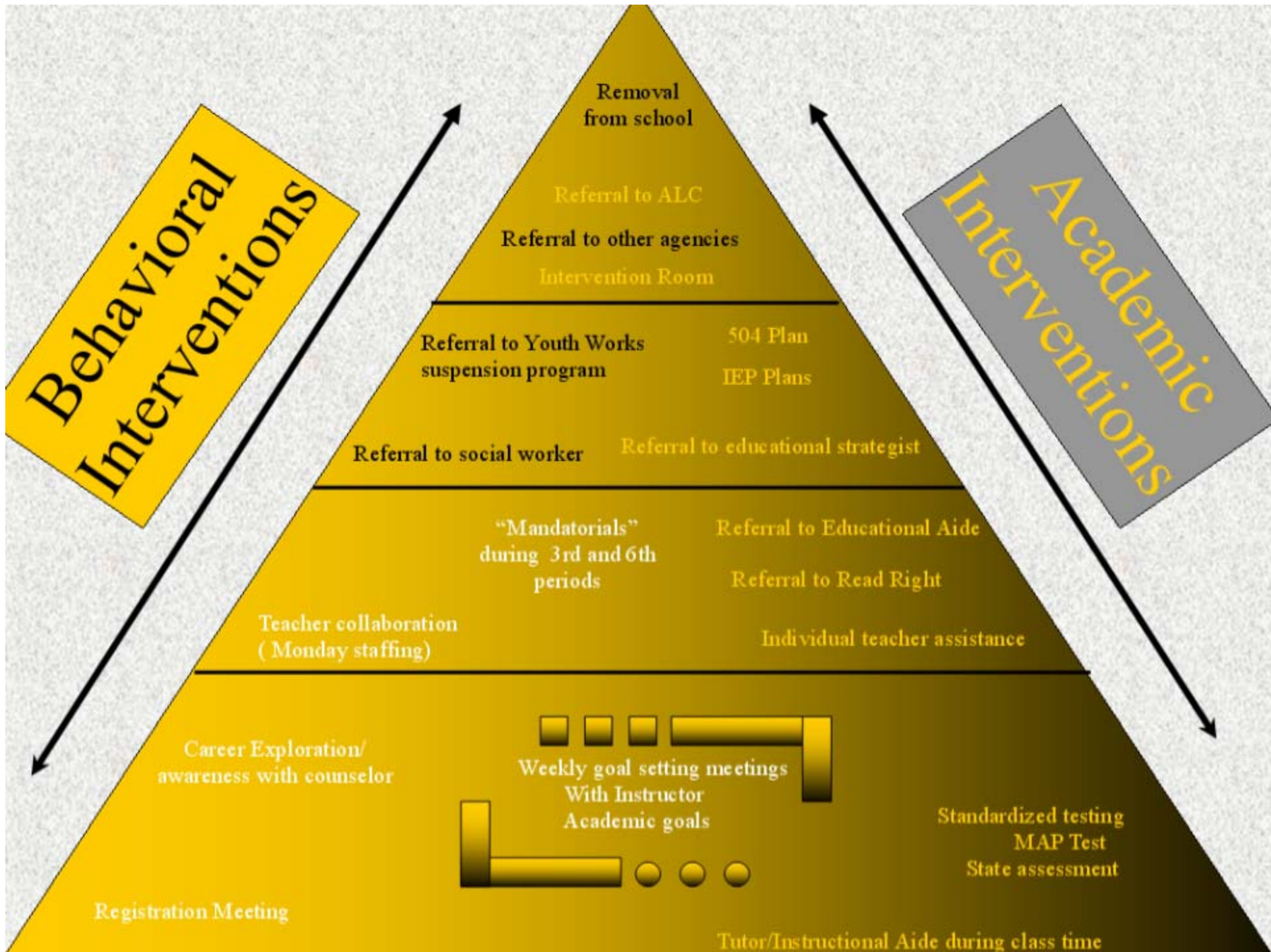


Goals for 2009-2010

- Implement an academic and behavioral RTI model that leads to achievement for all SCHS students.
- Align, implement, and communicate a PLC model of learning/instruction that works towards a challenging and relevant standards based curriculum for SCHS.

Goal 1

- Implement an academic and behavioral RTI model that leads to achievement for all SCHS students.
 - RTI model
 - Attendance Plan
 - New Daily Schedule



- Letter will be sent from principal's office to parent/guardian explaining the attendance policy due to excessive absences.
- Student enrollment will be put on hold in accordance with the SCHS attendance policy

Re-admittance/ re-enrollment meeting



16 class period absences

Team meeting with Parent/Guardian & Student

12 class period absences

Letter addressing attendance concerns is sent home and principal is notified of attendance issues

9 class period absences

Referral to the counselor and social worker

6 class period absences

1-5 Class period Absences

Weekly meetings with teacher to review attendance

Parents/guardians will be notified when a student is absent

Tardy students will receive detention

New Daily Schedule

<u>Am Block</u>	<u>Time</u>	<u>Main activity</u>
Period 1	9:00 to 9:50	Instruction
Period 2	9:55 to 10:45	Instruction
Period 3	10:50 to 11:40	Tutoring, Enrichment, Groups
Lunch	11:40 to 12:20	
<u>PM Block</u>		
Period 4	12:20 to 1:10	Instruction
Period 5	1:15 to 2:05	Instruction
Period 6	2:10 to 3:00	Tutoring, Enrichment, Groups

- The first 100 minutes of class are preserved for instruction
- The last 50 minutes are used for Tutoring, Enrichment, Groups, etc.

Goal 2

- Align, implement, and communicate a PLC model of learning/instruction that works towards a challenging and relevant standards based curriculum for SCHS.
 - Increase Instructional Support through additional staffing
 - Transition Room for struggling students
 - Revision of IEP policy

Progress made on PLC goal

- 100% staff participation in the *Learning By Doing* book study.
- 3 staff members attended the March PLC/RTI workshop in Fargo.
- Student Handbook Revision
- Operations/Teachers Handbook creation
- Summer attendance by SCHS Principal at PLC conference in Minneapolis

3 Things Learned

1. All SCHS stakeholders need to be flexible to change.
2. Having proper educational support system is crucial to SCHS student success.
3. The PLC model of learning/instruction can be successful, but having continued support and direction from the district is essential.

Plans For Moving Forward

- Continue to further develop our PLC and RTI model.
- Analyze and modify as needed the revisions made in student and teacher handbooks.
- Use PowerSchool to collect, tabulate, and analyze attendance, course enrollment/completion and behavior data gathered during the 2009-2010 school year.